



YEBO!

State of the Art of the PhD Internationalization Activity

MAY 2018

This publication has been produced under the Erasmus+ Programme of the European Union.



Co-funded by the
Erasmus+ Programme
of the European Union

Project:

CAPACITY BUILDING HIGHER EDUCATION (CBHE)
(585697-EPP-1-2017-1-FR-EPPKA2-CBHE-JP)

Programme:

ERASMUS PLUS, ACTION KA2: CAPACITY BUILDING

<http://yebo.edu.umontpellier.fr/>





Report: State of the art of the PhD Internationalization Activity (May 2018)

Institution: University of Montpellier

Country: France

Number of students: 46917

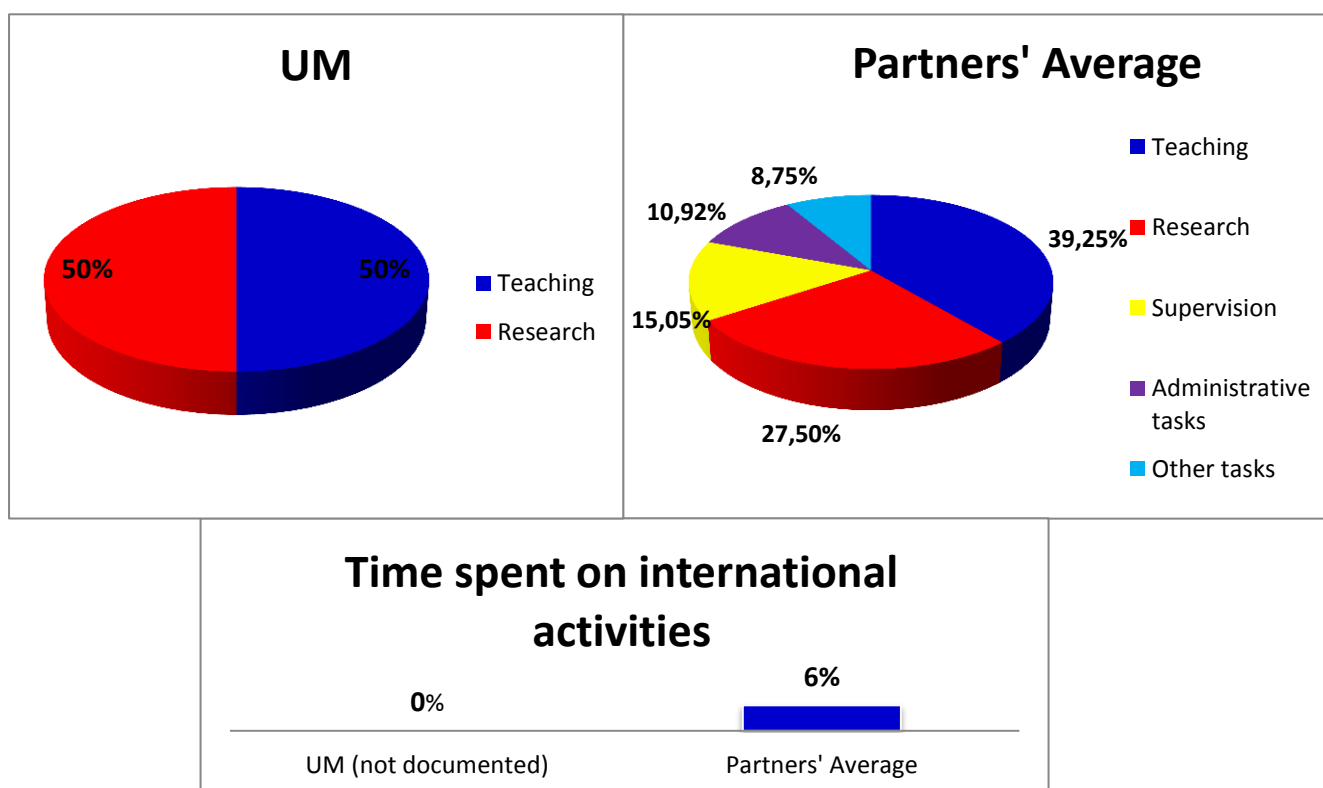
Number of postgraduate: 1614

Number of Researchers: 115 per 100 PhD students

Number of Supervisors: 109 per 100 PhD students



Division of Researcher staff's time:

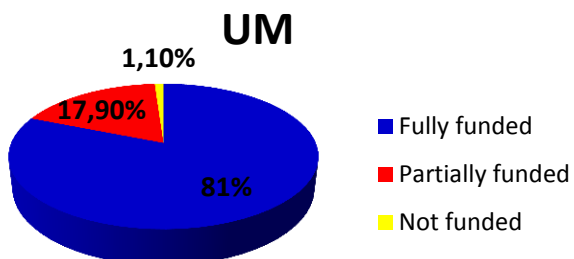


Number of publications in accredited journals last year: 4545 (243 per 100 researchers)

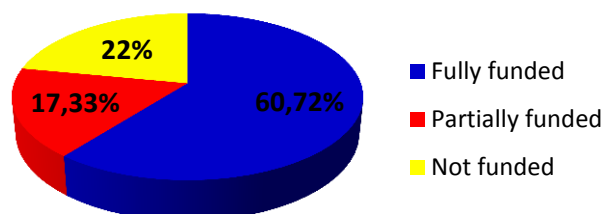


Funding:

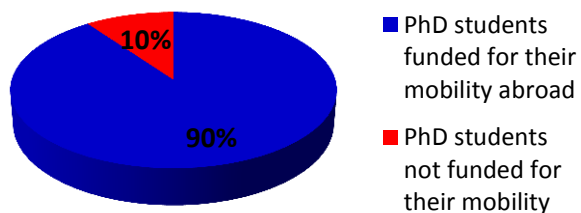
PhD students fundings



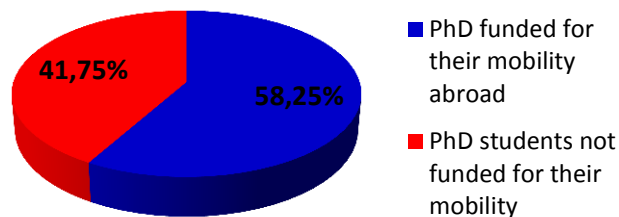
Partners' Average



UM

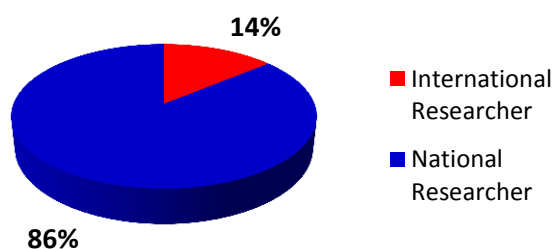


Partners' Average

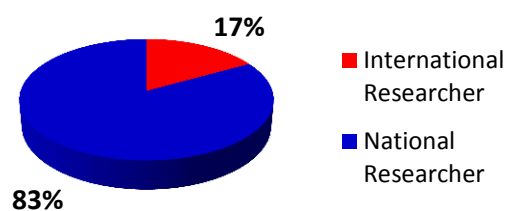


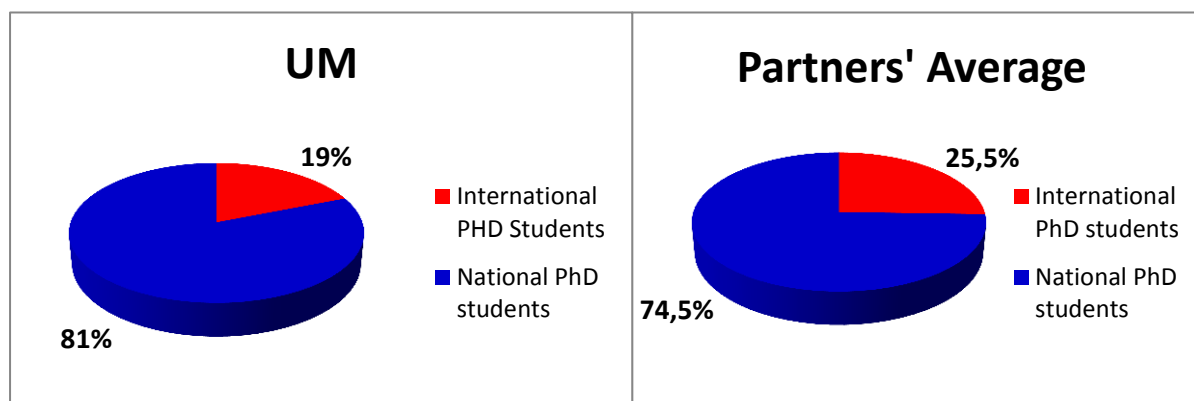
International Profile:

UM

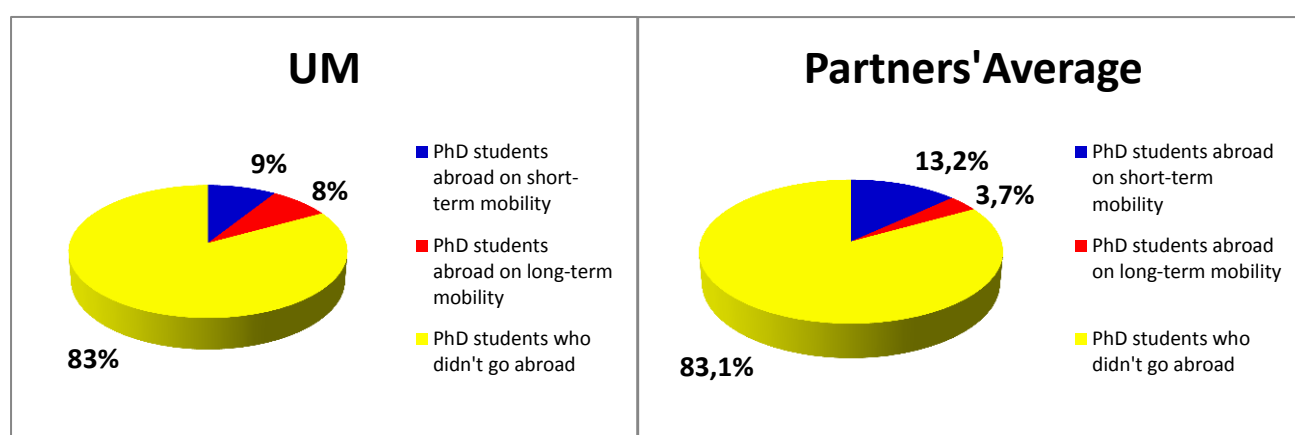


Partners' Average






For UM international PhD students are mostly from Africa (43%) and other European countries (23%).



*Long term mobility is considered to be more than 3 months.
These numbers were gathered considering all of the mobility
PhD students participated in for the whole length of their PhD.*



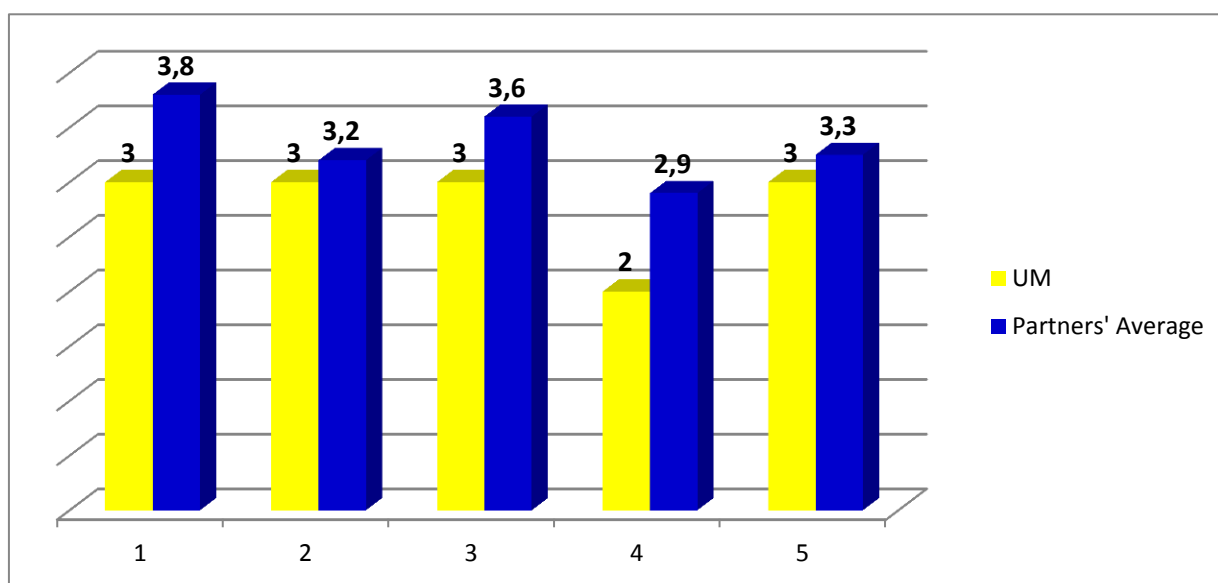
Number of International University Network: 7 while the partners average is of 24



Institutional Framework:

- Structure that drives internationalization YES ☐ NO ☒
- Structure that manages PhD studies YES ☒ NO ☐
- Office dedicated to researching external funding sources YES ☒ NO ☐
- Dedicated office that deals with internationalization YES ☒ NO ☐

Self-evaluation of their institutional framework (from 0 to 5):



1: Internal Quality Assurance System

2: Capacity to facilitate internationalization of PhD studies

3: Capacity to cope with tasks related to internationalization

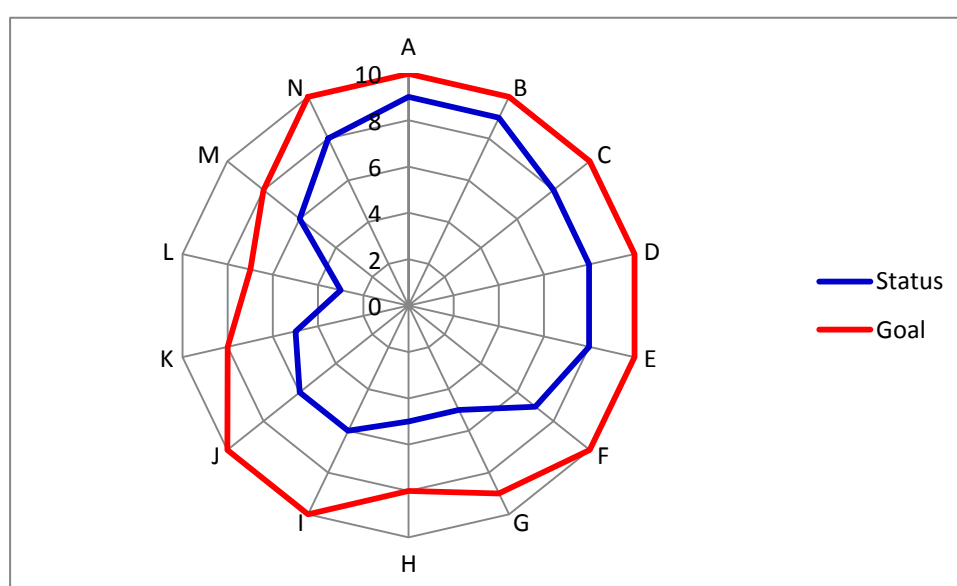
4: National regulations facilitating internationalization

5: Availability of Funding for mobility of doctoral candidates



FRINDOC Graphic:

The Framework for Internationalization of Doctoral Education (FRINDOC) project aimed at providing a comprehensive overview of good practices and valuable experiences for universities. The questionnaire was for universities to self-evaluate themselves; this tool should function as a comprehensive strategic tool for planning, promoting and supporting mobility in doctoral programs enabling universities to attain a united picture of strategic goals, capacity and possibilities to implement the right structures for their particular profile.



A: Staff Capacity for research and supervision

B: Research output

C: External funding for research

D: Funding for doctoral candidates' stipends/wages

E: International engagement of the university

F: International profile of staff

G: International profile of doctoral candidates

H: Quality assurance system

I: Management capacity

J: Operational capacity

K: National legal and administrative framework

L: Doctoral candidates' mobility

M: Staff mobility

N: Funding for mobility



YEBO!



INTERNATIONALIZATION
OF DOCTORAL STUDIES
IN SOUTH AFRICA

This publication has been produced under the Erasmus+ Programme of the European Union.



Co-funded by the Erasmus+ Programme of the European Union

Project:

CAPACITY BUILDING HIGHER EDUCATION (CBHE)
(585697-EPP-1-2017-1-FR-EPPKA2-CBHE-JP)

Programme:

ERASMUS PLUS, ACTION KA2: CAPACITY BUILDING

<http://yebo.edu.umontpellier.fr/>





Report: State of the art of the PhD Internationalization Activity (May 2018)

Institution: Technische Universität Berlin

Country: Germany

Number of students: 33 447

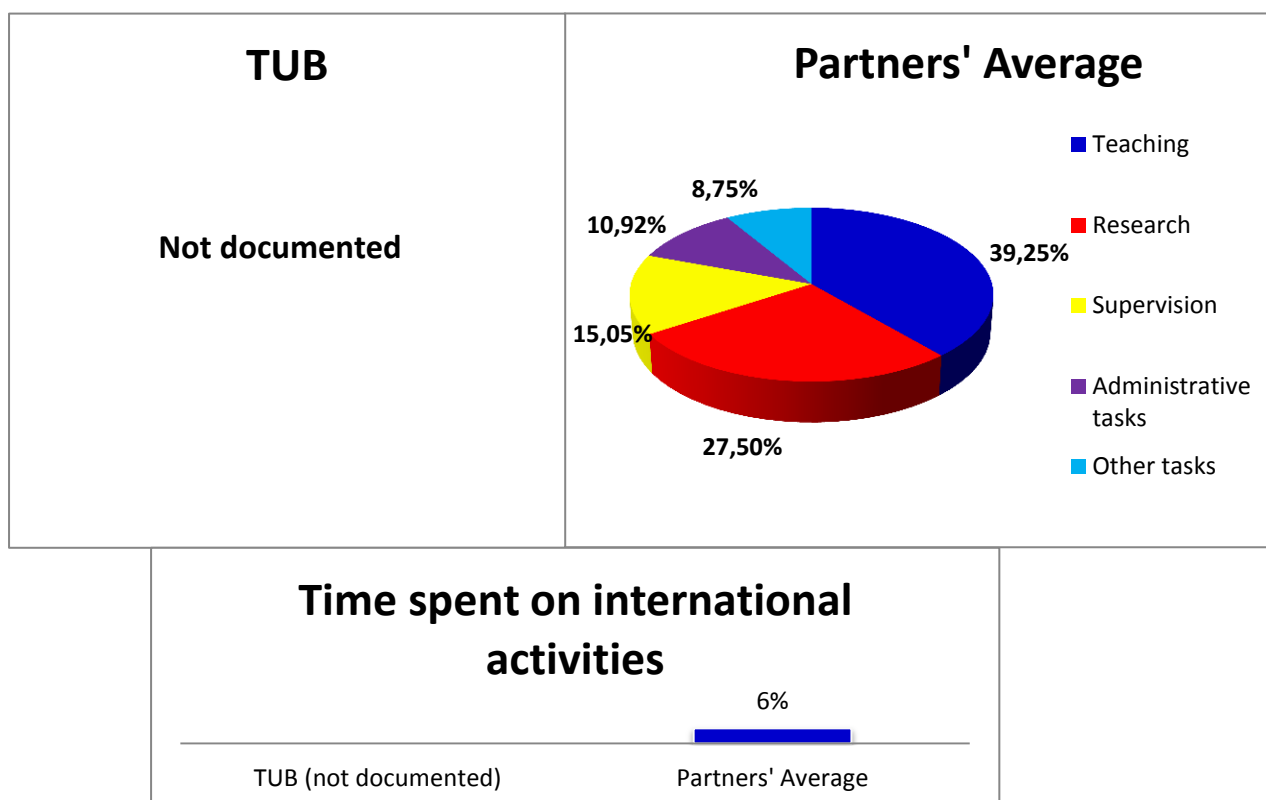
Number of postgraduate: 2 605

Number of Researchers: 124 per 100 PhD students

Number of Supervisors: 13,25 per 100 PhD students



Division of Researcher staff's time:

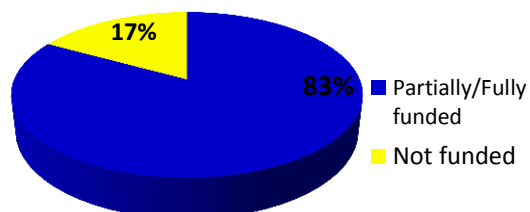


Number of publications in accredited journals last year: 2124 (65 per 100 researchers)

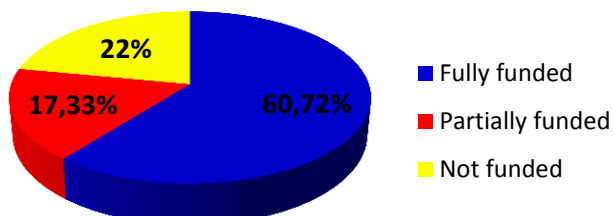


Funding:

PhD students - TUB*



Partners' Average

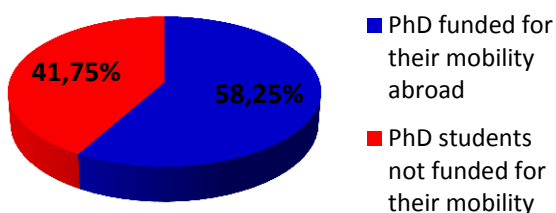


*TUB PhD students fully/partially funded, both via TUB staff contracts and/or external funding

TUB

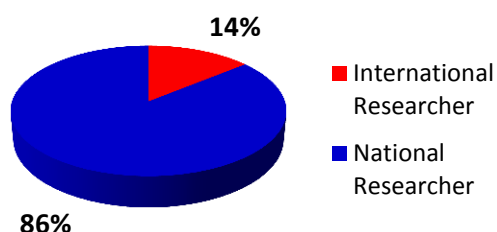
Not documented

Partners' Average

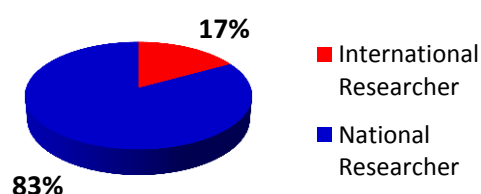


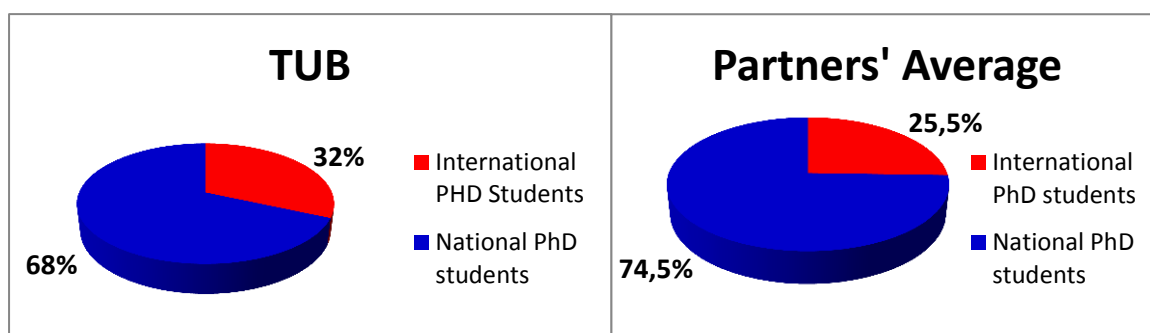
International Profile:

TUB

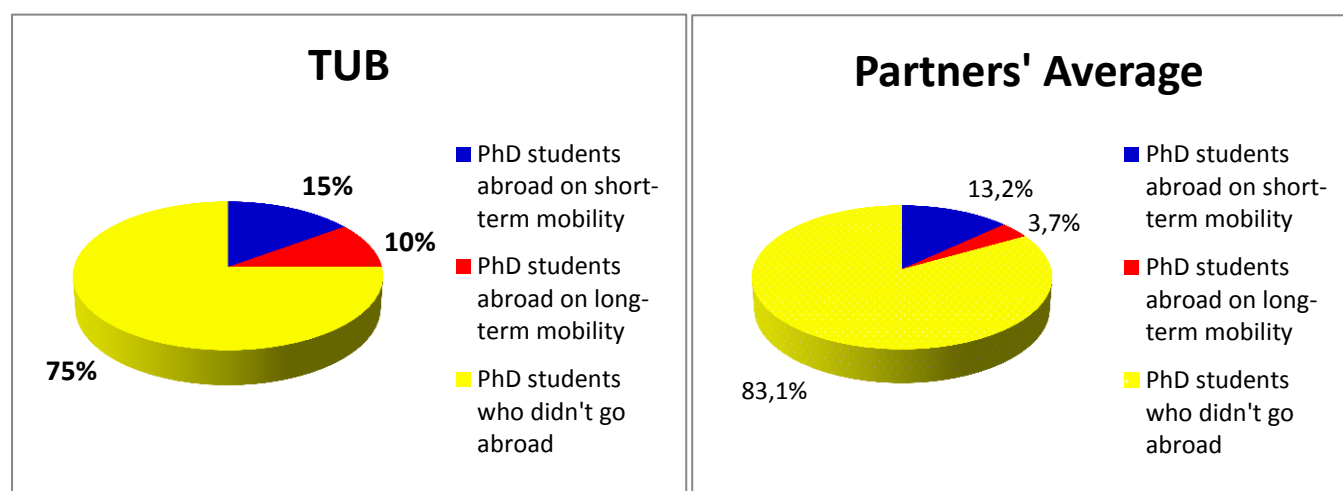


Partners' Average

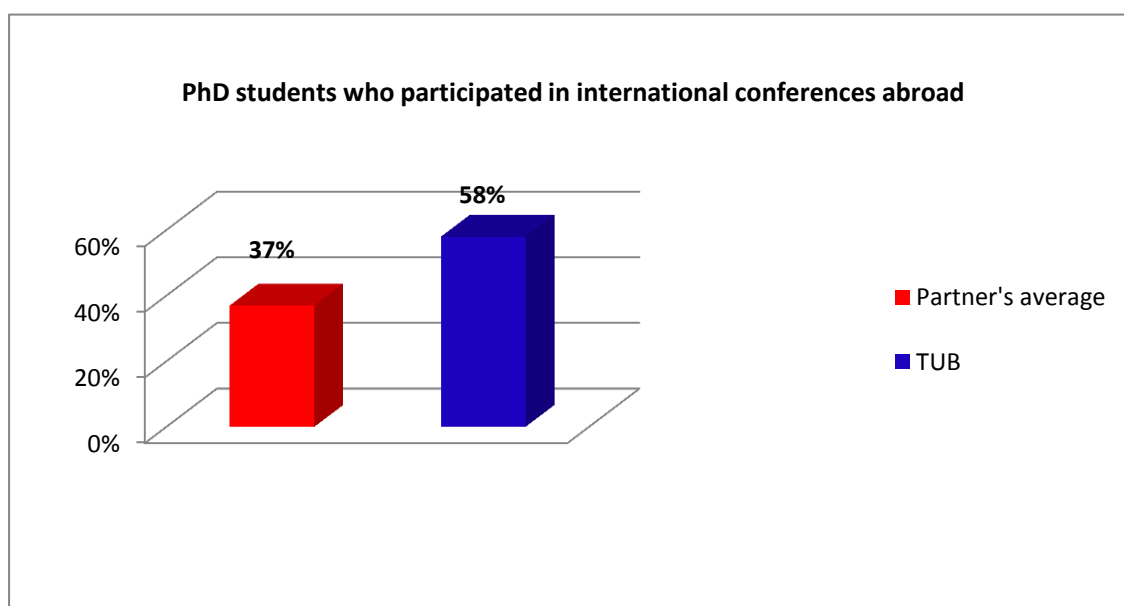




For TUB international PhD students are mostly from other European countries or Asia.



*Long term mobility is considered to be more than 3 months.
These numbers were gathered considering all of the mobility
PhD students participated in for the whole length of their PhD*



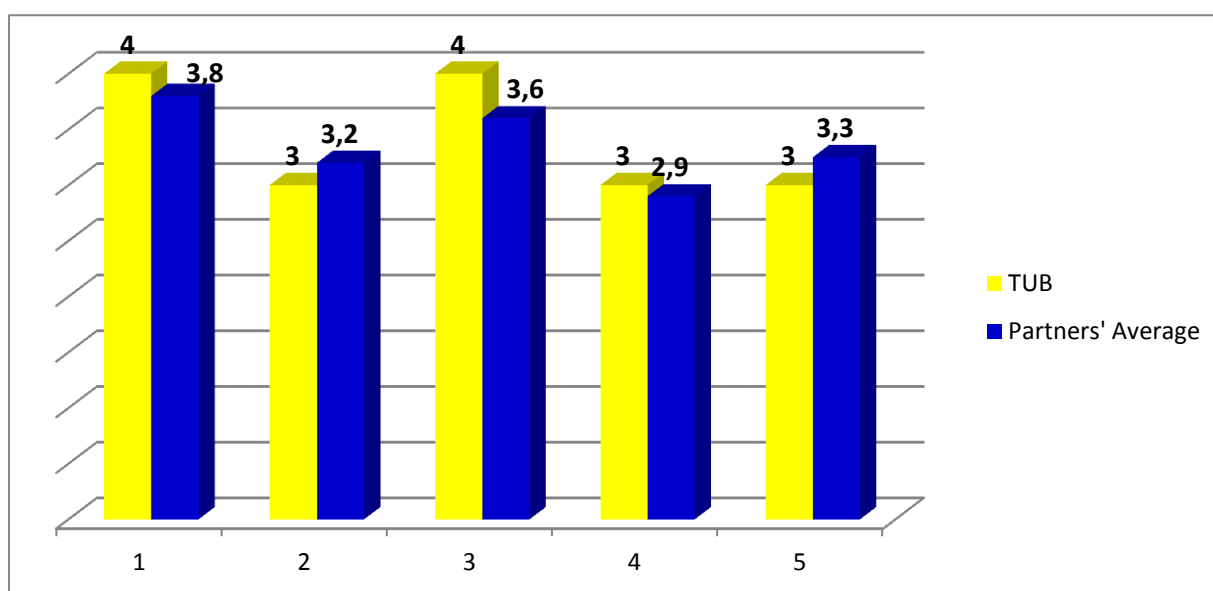
Number of International University Network: 4 while the partners average is of 24



Institutional Framework:

- Structure that drives internationalization YES ☒ NO ☐
- Structure that manages PhD studies YES ☒ NO ☐
- Office dedicated to researching external funding sources YES ☒ NO ☐
- Dedicated office that deals with internationalization YES ☒ NO ☐

Self-evaluation of their institutional framework (from 0 to 5):

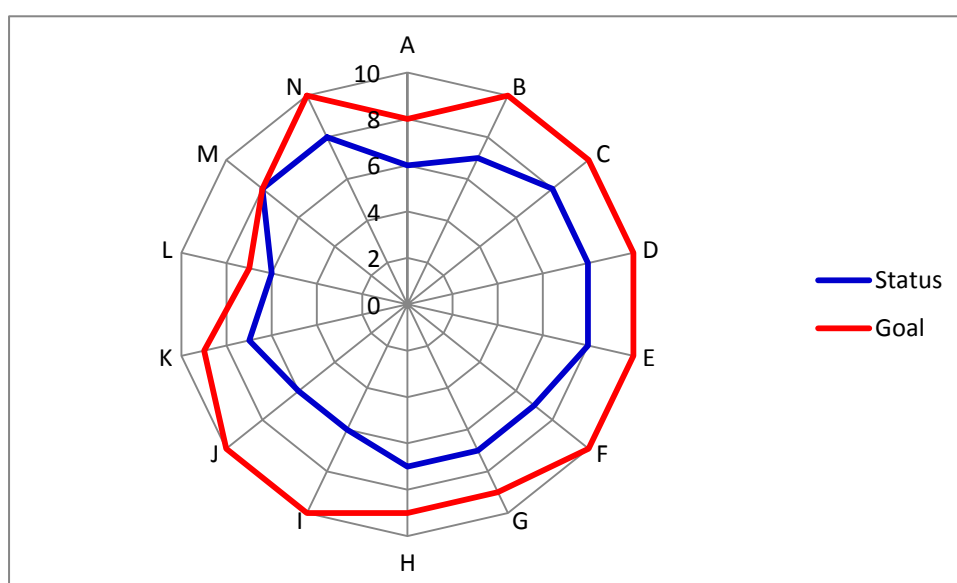


- 1: Internal Quality Assurance System**
2: Capacity to facilitate internationalization of PhD studies
3: Capacity to cope with tasks related to internationalization
4: National regulations facilitating internationalization
5: Availability of Funding for mobility of doctoral candidates



FRINDOC Graphic:

The Framework for Internationalization of Doctoral Education (FRINDOC) project aimed at providing a comprehensive overview of good practices and valuable experiences for universities. The questionnaire was for universities to self-evaluate themselves; this tool should function as a comprehensive strategic tool for planning, promoting and supporting mobility in doctoral programs enabling universities to attain a united picture of strategic goals, capacity and possibilities to implement the right structures for their particular profile.



- A: Staff Capacity for research and supervision***
- B: Research output***
- C: External funding for research***
- D: Funding for doctoral candidates' stipends/wages***
- E: International engagement of the university***
- F: International profile of staff***
- G: International profile of doctoral candidates***
- H: Quality assurance system***
- I: Management capacity***
- J: Operational capacity***
- K: National legal and administrative framework***
- L: Doctoral candidates' mobility***
- M: Staff mobility***
- N: Funding for mobility***



YEBO!



**INTERNATIONALIZATION
OF DOCTORAL STUDIES
IN SOUTH AFRICA**

This publication has been produced under the Erasmus+ Programme of the European Union.



Co-funded by the Erasmus+ Programme of the European Union

Project:

CAPACITY BUILDING HIGHER EDUCATION (CBHE)
(585697-EPP-1-2017-1-FR-EPPKA2-CBHE-JP)

Programme:

ERASMUS PLUS, ACTION KA2: CAPACITY BUILDING

<http://yebo.edu.umontpellier.fr/>





Report: State of the art of the PhD Internationalization Activity (May 2018)

Institution: Uppsala University

Country: Sweden

Number of students: 49 757

Number of postgraduate: 2 289

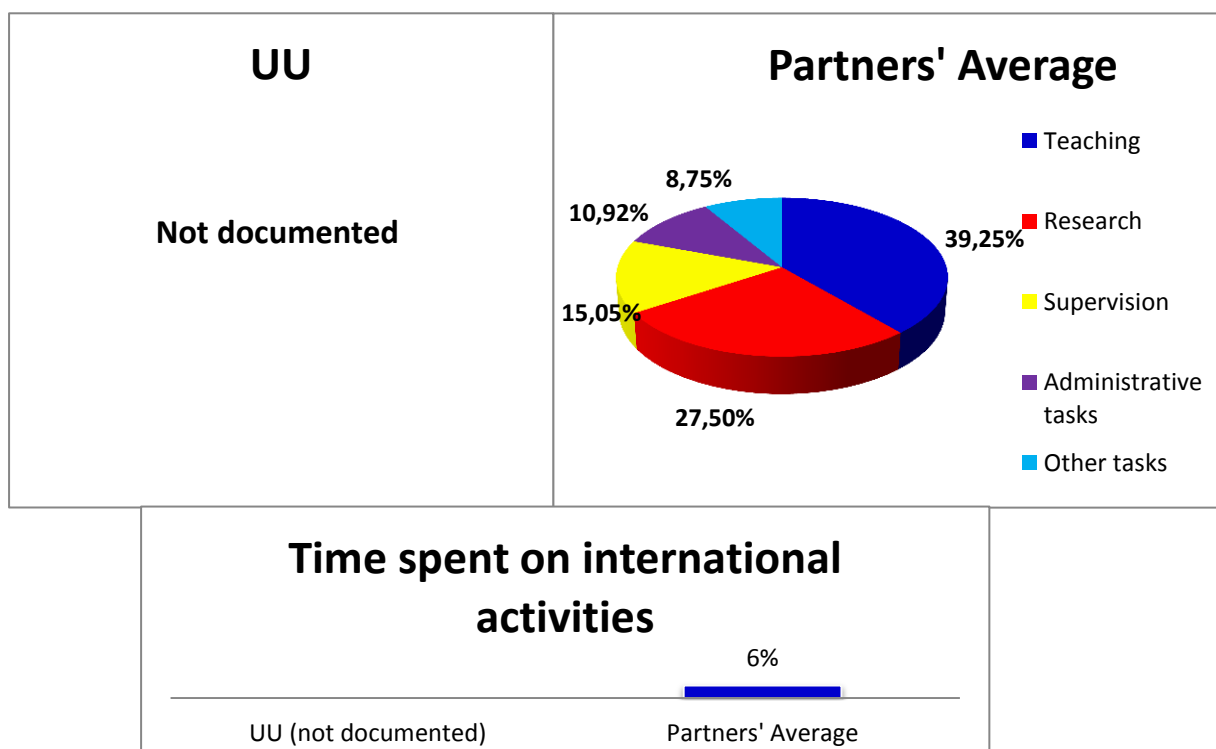
Number of Researchers: 175 per 100 PhD students

Number of Supervisors: 81 per 100 PhD students



**UPPSALA
UNIVERSITET**

Division of Researcher staff's time:

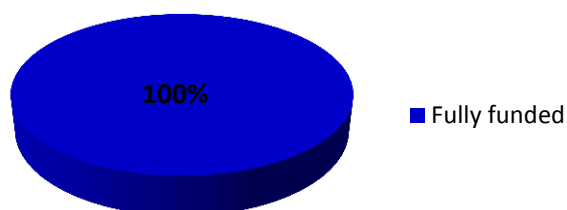


Number of publications in accredited journals last year: 5627 (140 per 100 researchers)

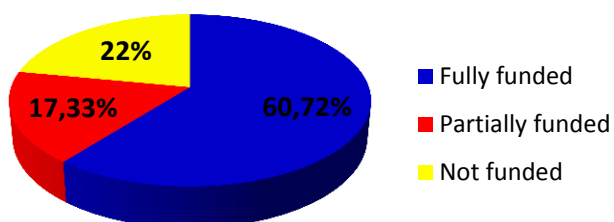


Funding:

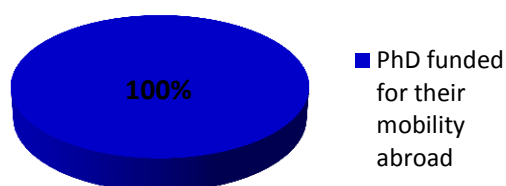
**PhD students fundings
UU**



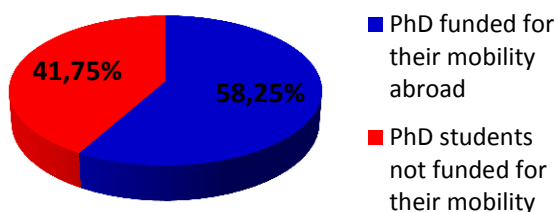
Partners' Average



UU

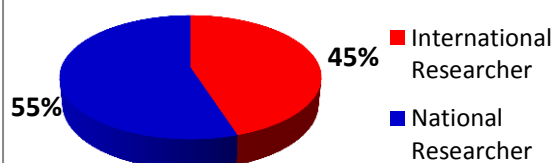


Partners' Average

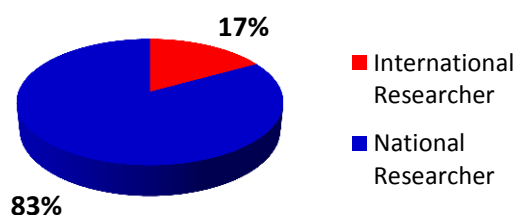


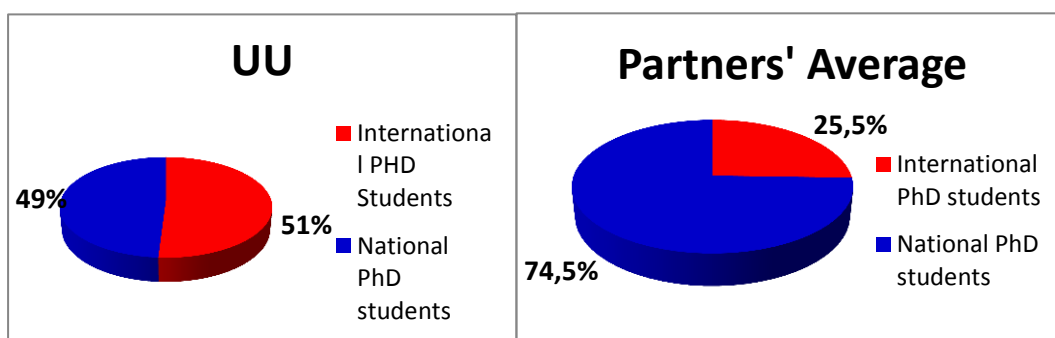
International Profile:

UU

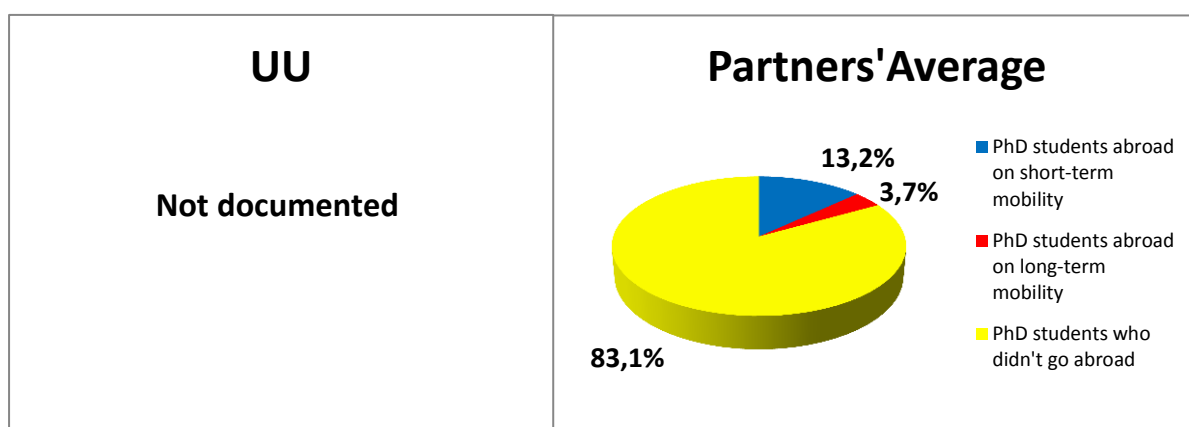


Partners' Average

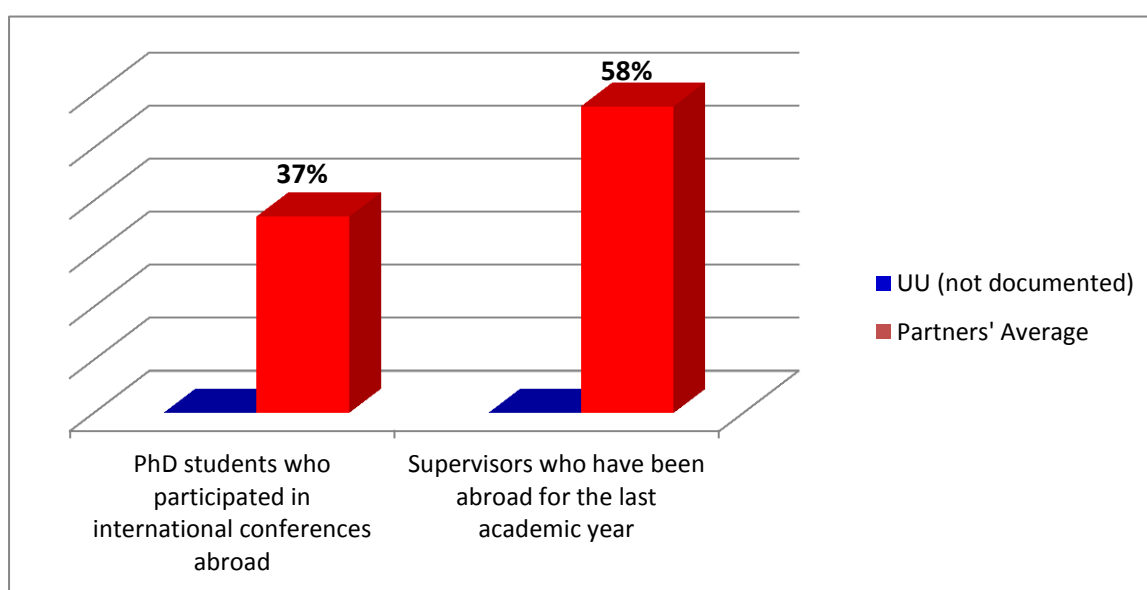




For UU international PhD students are mostly from other European countries or Asia.



*Long term mobility is considered to be more than 3 months.
These numbers were gathered considering all of the mobility
PhD students participated in for the whole length of their PhD*



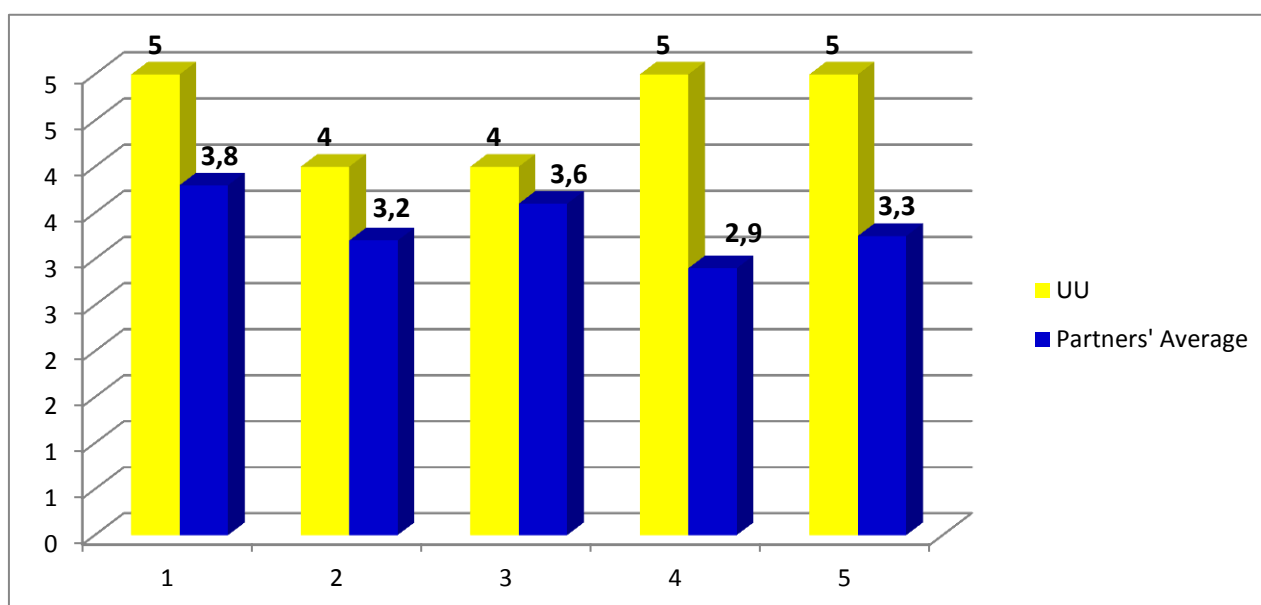
Number of International University Network: 20 while the partners average is of 24



Institutional Framework:

- Structure that drives internationalization YES ☒ NO ☐
- Structure that manages PhD studies YES ☒ NO ☐
- Office dedicated to researching external funding sources YES ☒ NO ☐
- Dedicated office that deals with internationalization YES ☒ NO ☐

Self-evaluation of their institutional framework (from 0 to 5):



1: Internal Quality Assurance System

2: Capacity to facilitate internationalization of PhD studies

3: Capacity to cope with tasks related to internationalization

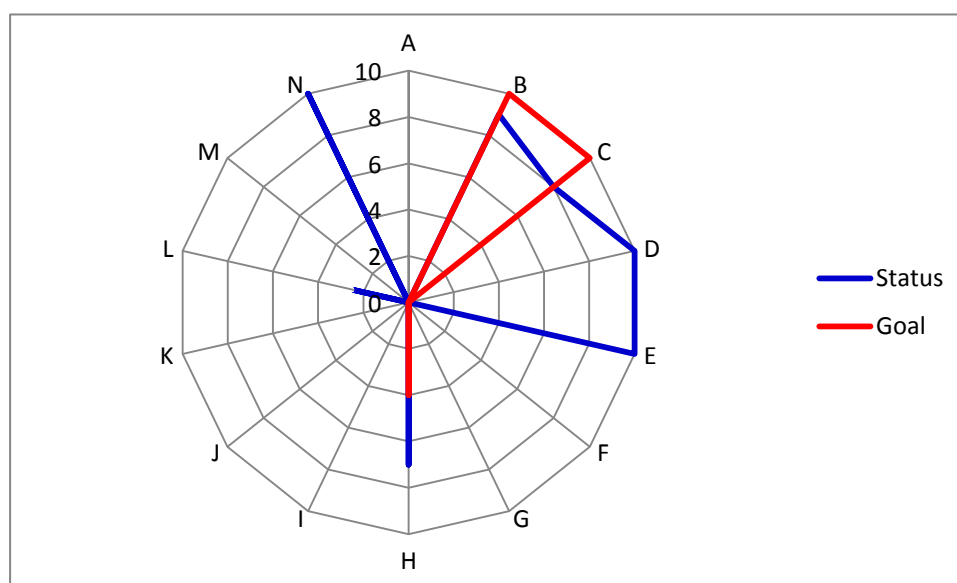
4: National regulations facilitating internationalization

5: Availability of Funding for mobility of doctoral candidates



FRINDOC Graphic:

The Framework for Internationalization of Doctoral Education (FRINDOC) project aimed at providing a comprehensive overview of good practices and valuable experiences for universities. The questionnaire was for universities to self-evaluate themselves; this tool should function as a comprehensive strategic tool for planning, promoting and supporting mobility in doctoral programs enabling universities to attain a united picture of strategic goals, capacity and possibilities to implement the right structures for their particular profile.



- A: Staff Capacity for research and supervision***
- B: Research output***
- C: External funding for research***
- D: Funding for doctoral candidates' stipends/wages***
- E: International engagement of the university***
- F: International profile of staff***
- G: International profile of doctoral candidates***
- H: Quality assurance system***
- I: Management capacity***
- J: Operational capacity***
- K: National legal and administrative framework***
- L: Doctoral candidates' mobility***
- M: Staff mobility***
- N: Funding for mobility***



YEBO!



INTERNATIONALIZATION
OF DOCTORAL STUDIES
IN SOUTH AFRICA

This publication has been produced under the Erasmus+ Programme of the European Union.



Co-funded by the Erasmus+ Programme of the European Union

Project:

CAPACITY BUILDING HIGHER EDUCATION (CBHE)
(585697-EPP-1-2017-1-FR-EPPKA2-CBHE-JP)

Programme:

ERASMUS PLUS, ACTION KA2: CAPACITY BUILDING

<http://yebo.edu.umontpellier.fr/>





Report: State of the art of the PhD Internationalization Activity (May 2018)

Institution: Vilniaus Gedimino Technikos
Universitetas

Country: Lithuania

Number of students: 10 666

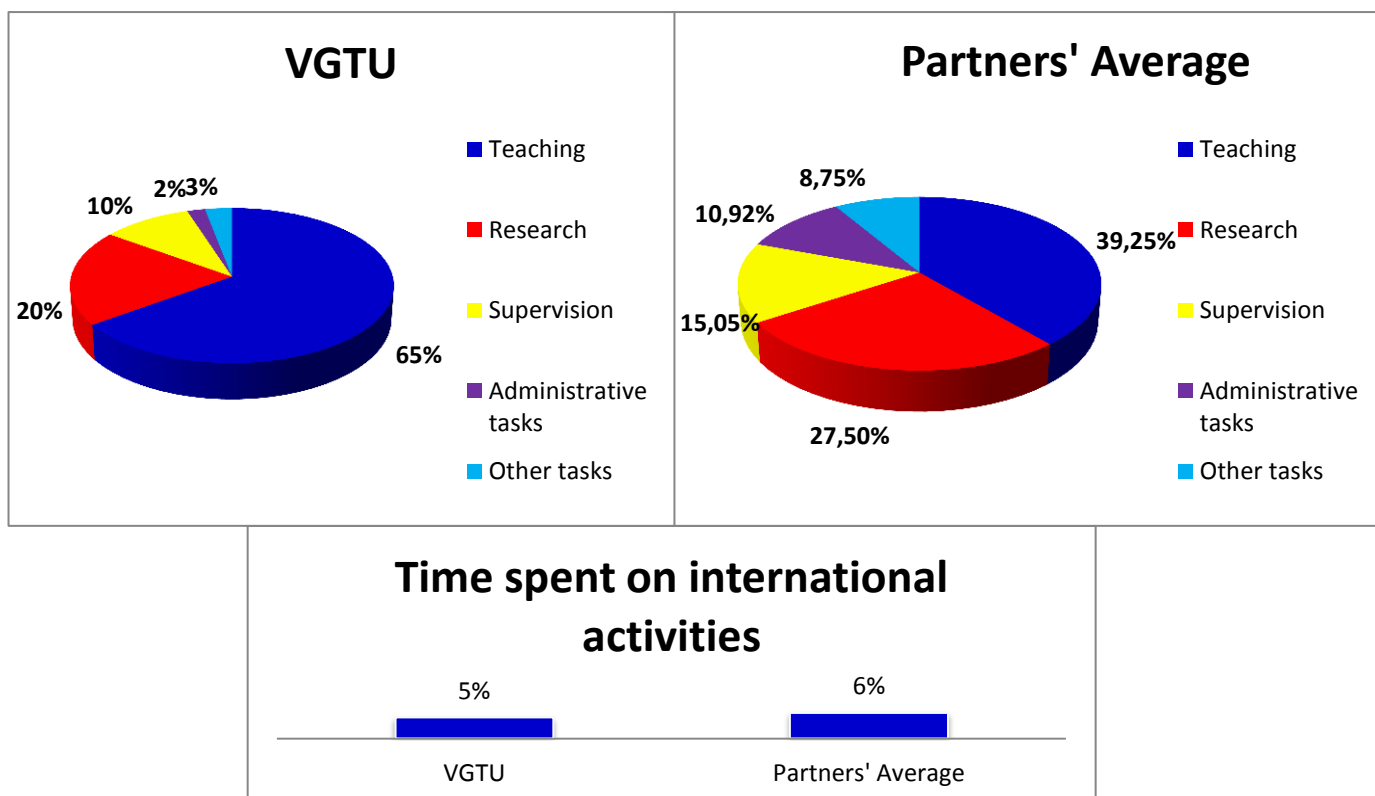
Number of postgraduate: 200

Number of Researchers: 499 per 100 PhD
students

Number of Supervisors: 75 per 100 PhD
students



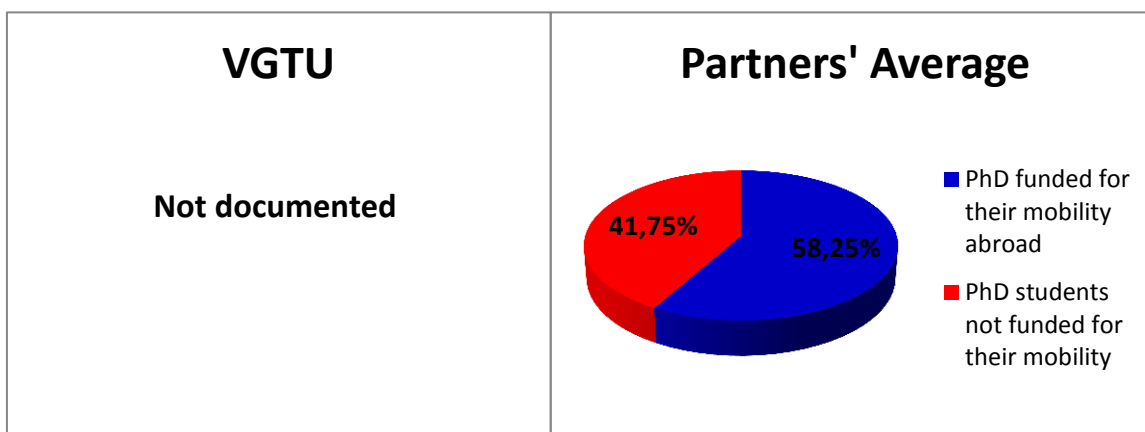
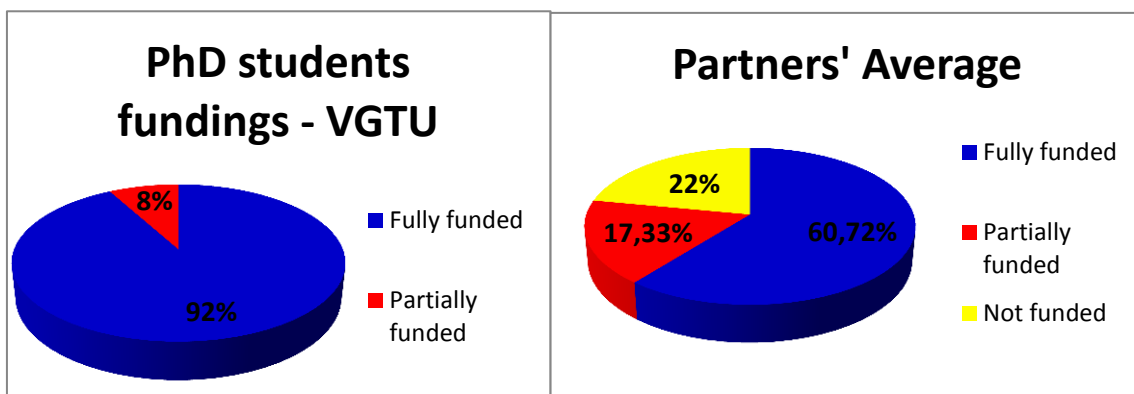
Division of Researcher staff's time:



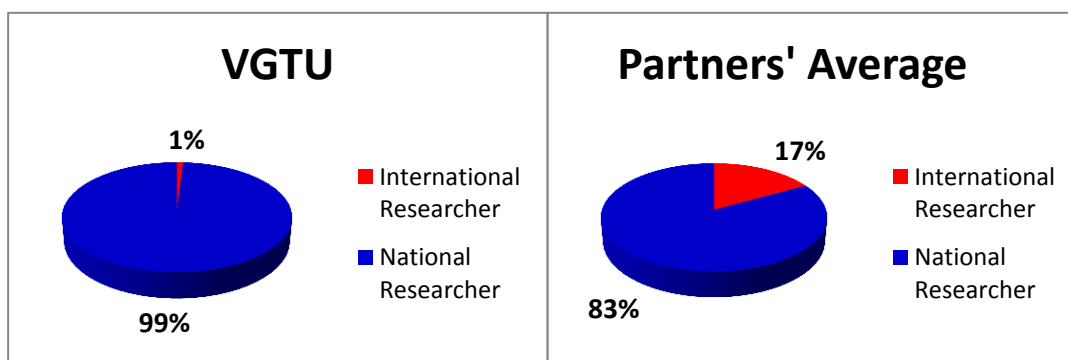
Number of publications in accredited journals last year: 500 (50 per 100 researchers)

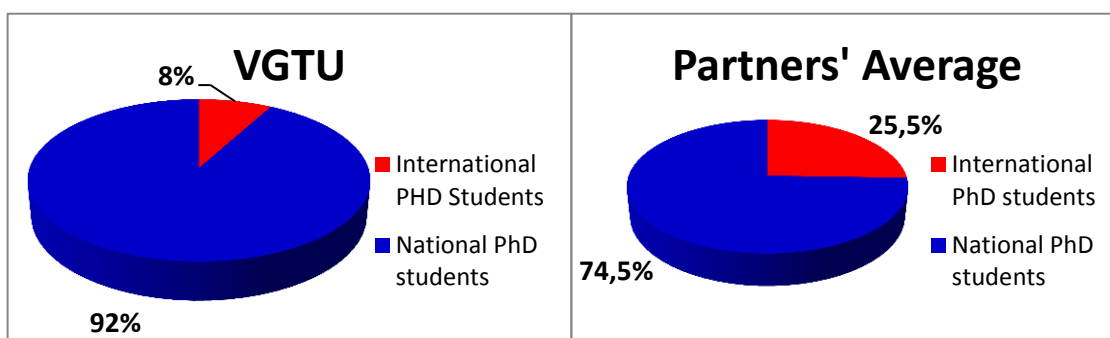


Funding:

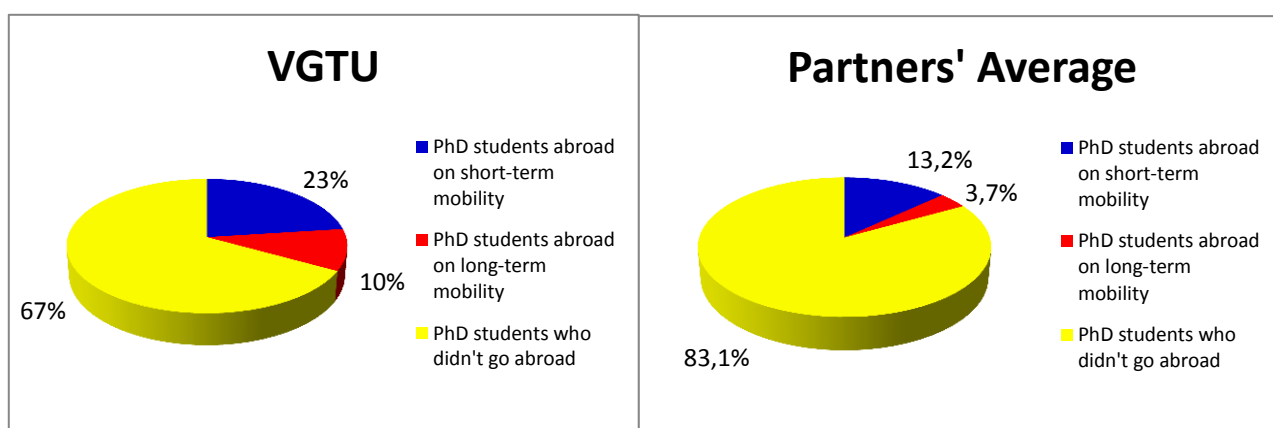


International Profile:

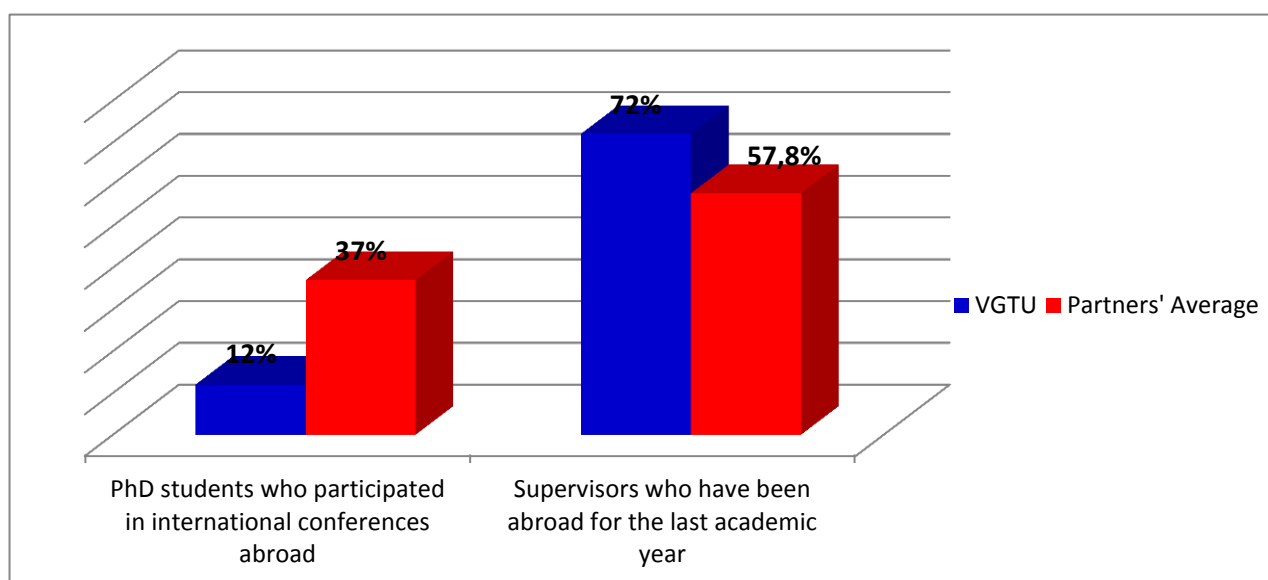




For VGTU international PhD students are mostly from other European countries or Asia.



*Long term mobility is considered to be more than 3 months.
These numbers were gathered considering all of the mobility
PhD students participated in for the whole length of their PhD.*



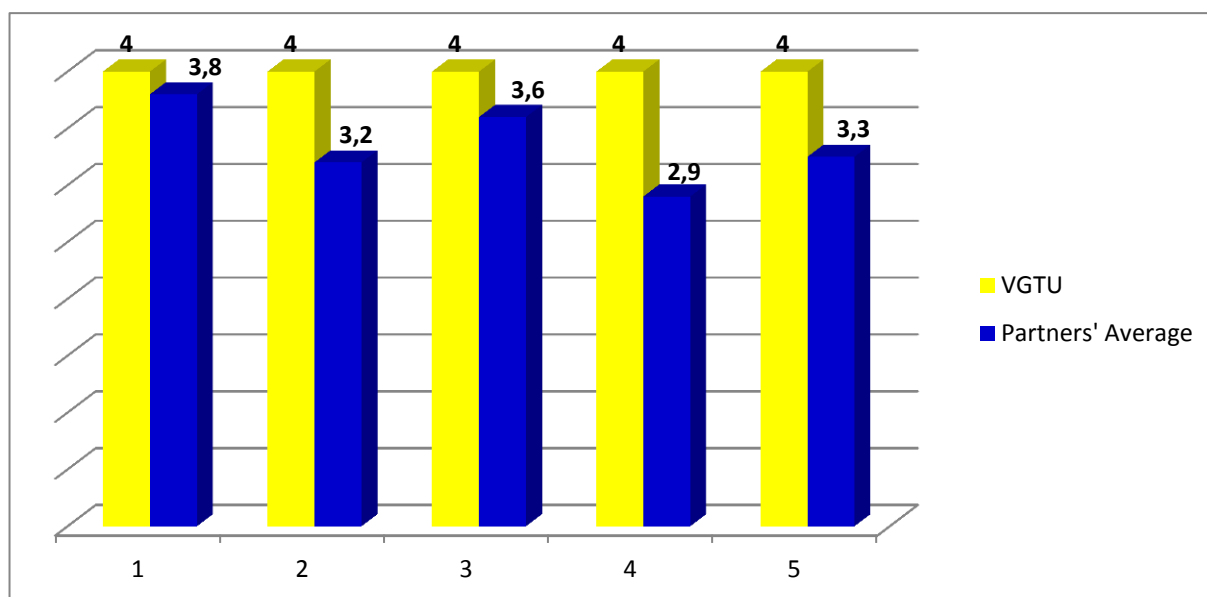
Number of International University Network: 50 while the partners average is of 24



Institutional Framework:

- Structure that drives internationalization YES ☒ NO ☐
- Structure that manages PhD studies YES ☒ NO ☐
- Office dedicated to researching external funding sources YES ☒ NO ☐
- Dedicated office that deals with internationalization YES ☒ NO ☐

Self-evaluation of their institutional framework (from 0 to 5):

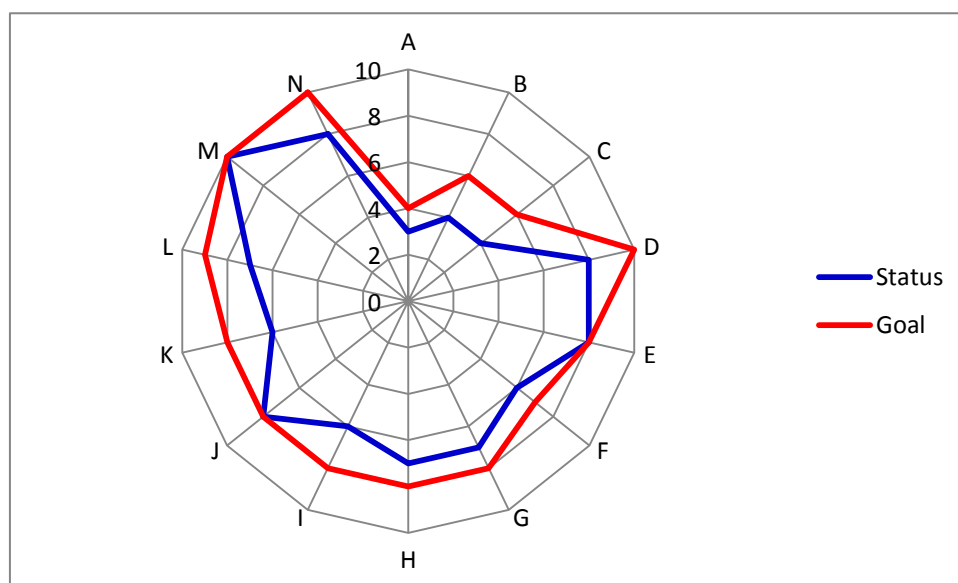


- 1: Internal Quality Assurance System**
2: Capacity to facilitate internationalization of PhD studies
3: Capacity to cope with tasks related to internationalization
4: National regulations facilitating internationalization
5: Availability of Funding for mobility of doctoral candidates



FRINDOC Graphic:

The Framework for Internationalization of Doctoral Education (FRINDOC) project aimed at providing a comprehensive overview of good practices and valuable experiences for universities. The questionnaire was for universities to self-evaluate themselves; this tool should function as a comprehensive strategic tool for planning, promoting and supporting mobility in doctoral programs enabling universities to attain a united picture of strategic goals, capacity and possibilities to implement the right structures for their particular profile.



- A: Staff Capacity for research and supervision***
- B: Research output***
- C: External funding for research***
- D: Funding for doctoral candidates' stipends/wages***
- E: International engagement of the university***
- F: International profile of staff***
- G: International profile of doctoral candidates***
- H: Quality assurance system***
- I: Management capacity***
- J: Operational capacity***
- K: National legal and administrative framework***
- L: Doctoral candidates' mobility***
- M: Staff mobility***
- N: Funding for mobility***



YEBO!



INTERNATIONALIZATION
OF DOCTORAL STUDIES
IN SOUTH AFRICA

This publication has been produced under the Erasmus+ Programme of the European Union.



Co-funded by the Erasmus+ Programme of the European Union

Project:

CAPACITY BUILDING HIGHER EDUCATION (CBHE)
(585697-EPP-1-2017-1-FR-EPPKA2-CBHE-JP)

Programme:

ERASMUS PLUS, ACTION KA2: CAPACITY BUILDING

<http://yebo.edu.umontpellier.fr/>





Report: State of the art of the PhD Internationalization Activity (May 2018)

Institution: Ghent University

Country: Belgium

Number of students: 44 477

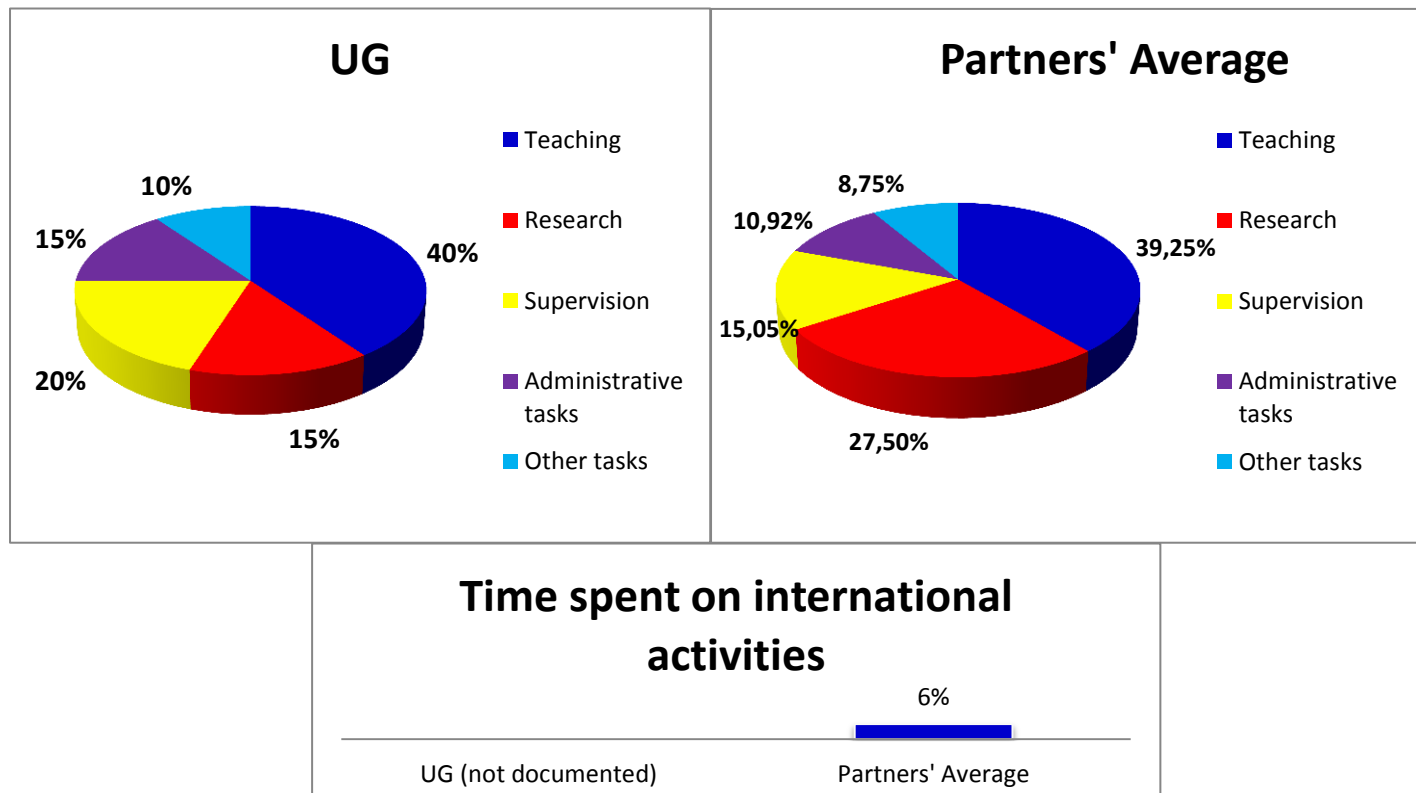
Number of postgraduate: 4 777

Number of Researchers: 125 per 100 PhD students

Number of Supervisors: 59 per 100 PhD students



Division of Researcher staff's time:

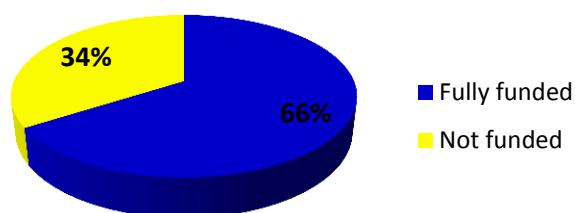


Number of publications in accredited journals last year: 5942 (99 per 100 researchers)

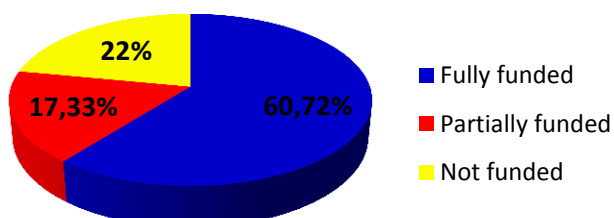


Funding:

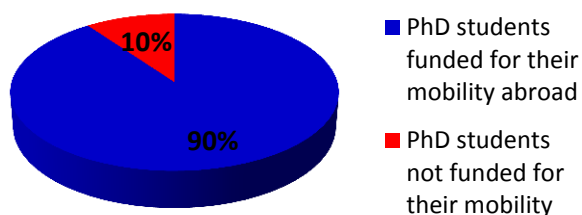
**PhD students fundings
UG**



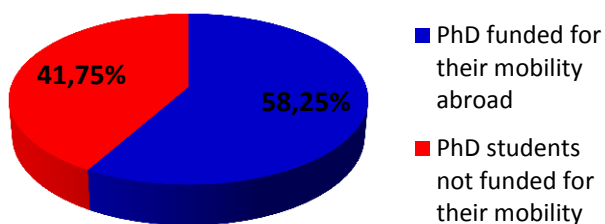
Partners' Average



UG

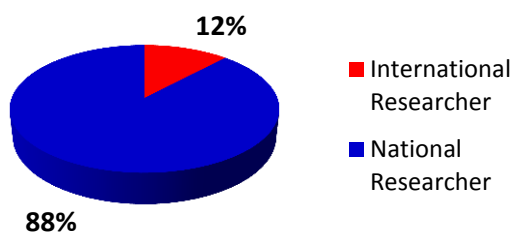


Partners' Average

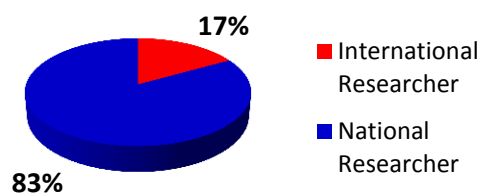


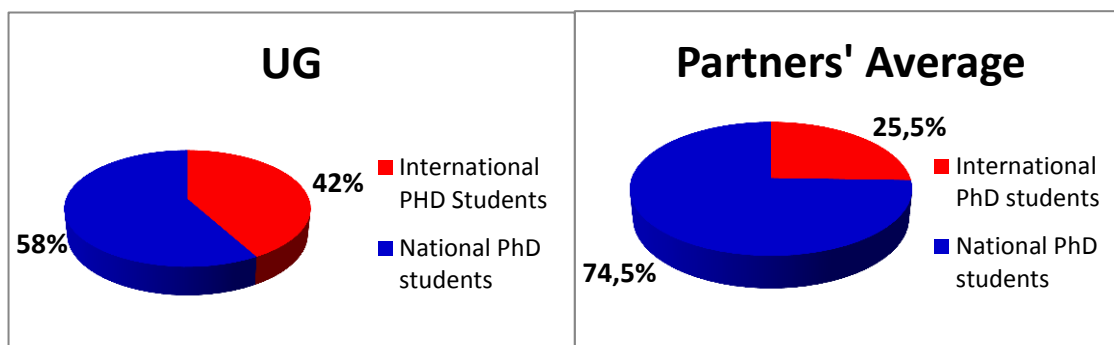
International Profile:

UG

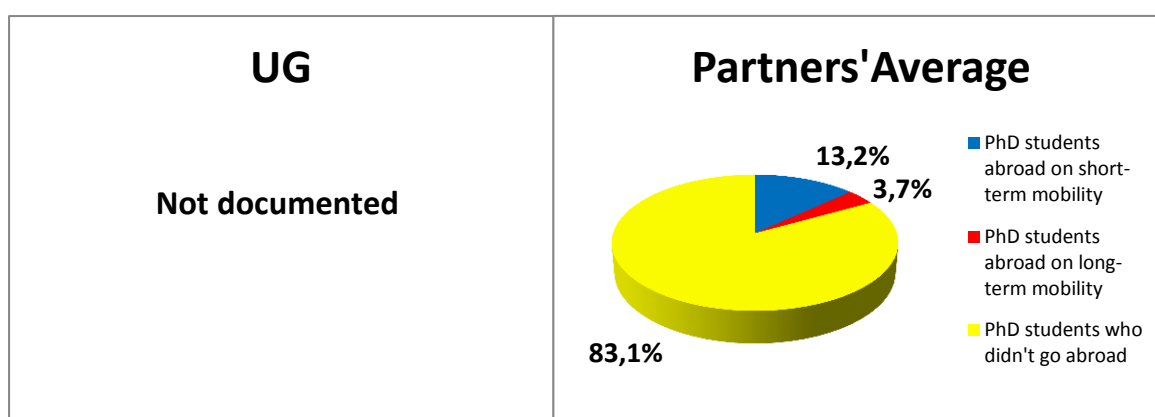


Partners' Average

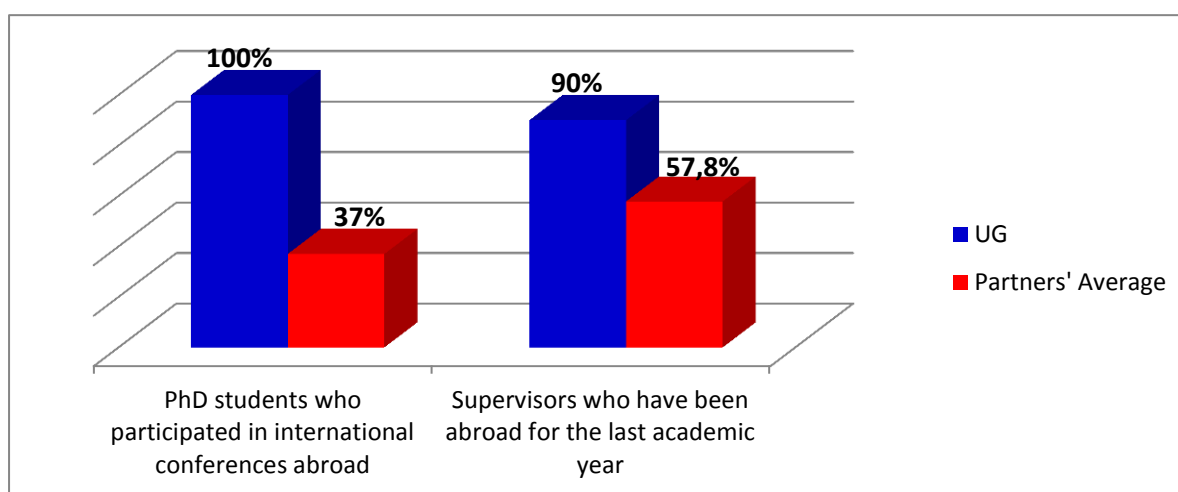




For UG international PhD students are mostly from other European countries or Asia, however 15% come from Africa.



*Long term mobility is considered to be more than 3 months.
These numbers were gathered considering all of the mobility PhD students participated in for the whole length of their PhD*



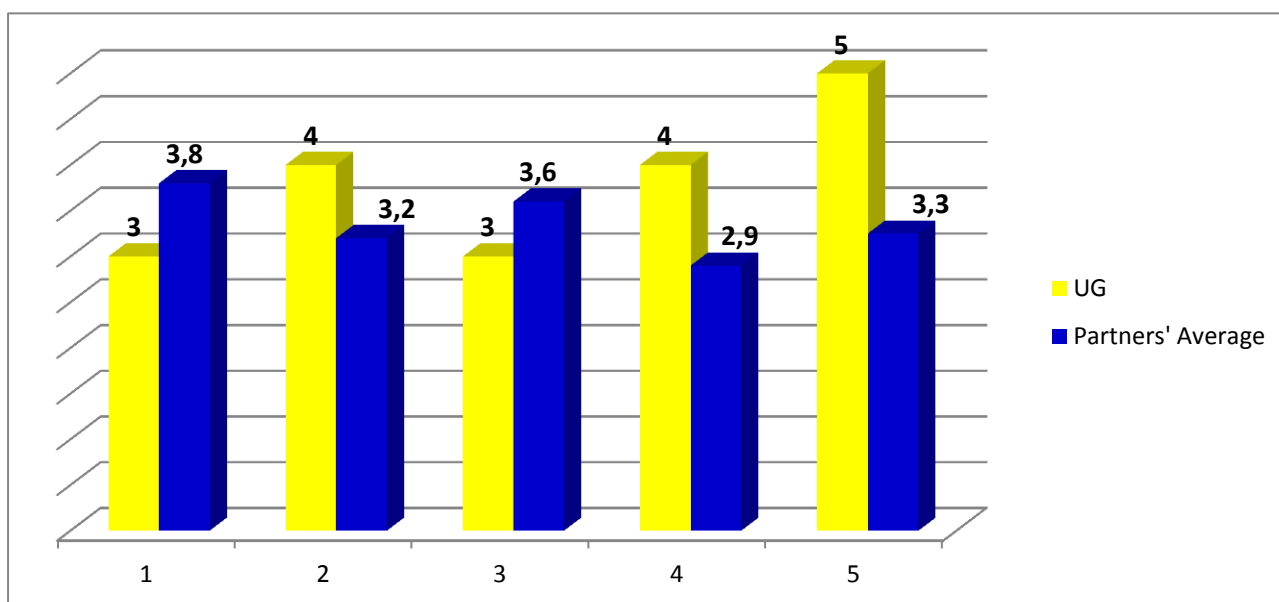
Number of International University Network: 7 while the partners average is of 24



Institutional Framework:

- Structure that drives internationalization YES ☒ NO ☐
- Structure that manages PhD studies YES ☒ NO ☐
- Office dedicated to researching external funding sources YES ☒ NO ☐
- Dedicated office that deals with internationalization YES ☒ NO ☐

Self-evaluation of their institutional framework (from 0 to 5):

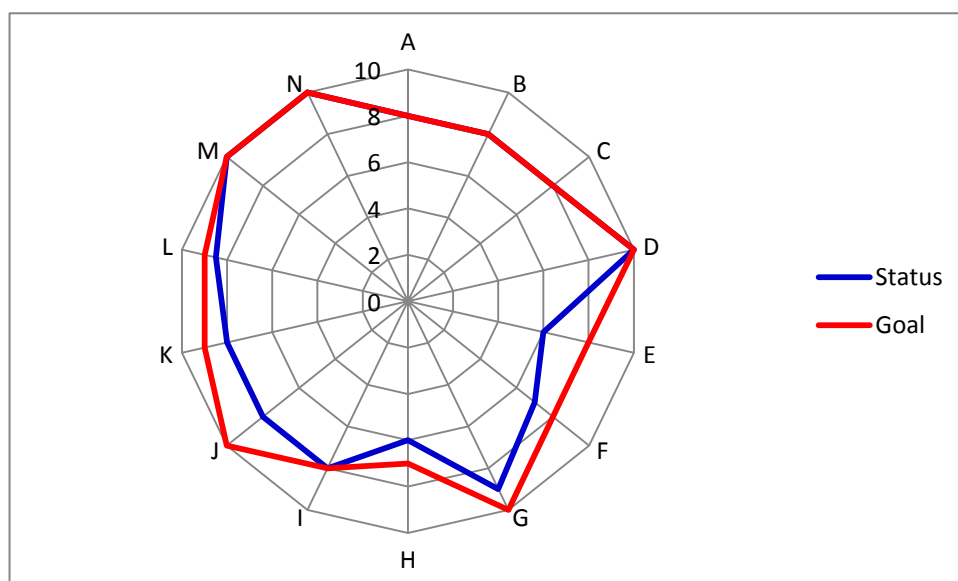


- 1: Internal Quality Assurance System**
2: Capacity to facilitate internationalization of PhD studies
3: Capacity to cope with tasks related to internationalization
4: National regulations facilitating internationalization
5: Availability of Funding for mobility of doctoral candidates



FRINDOC Graphic:

The Framework for Internationalization of Doctoral Education (FRINDOC) project aimed at providing a comprehensive overview of good practices and valuable experiences for universities. The questionnaire was for universities to self-evaluate themselves; this tool should function as a comprehensive strategic tool for planning, promoting and supporting mobility in doctoral programs enabling universities to attain a united picture of strategic goals, capacity and possibilities to implement the right structures for their particular profile.



- A: Staff Capacity for research and supervision***
- B: Research output***
- C: External funding for research***
- D: Funding for doctoral candidates' stipends/wages***
- E: International engagement of the university***
- F: International profile of staff***
- G: International profile of doctoral candidates***
- H: Quality assurance system***
- I: Management capacity***
- J: Operational capacity***
- K: National legal and administrative framework***
- L: Doctoral candidates' mobility***
- M: Staff mobility***
- N: Funding for mobility***



This publication has been produced under the Erasmus+ Programme of the European Union.



Co-funded by the
Erasmus+ Programme
of the European Union

Project:

CAPACITY BUILDING HIGHER EDUCATION (CBHE)
(585697-EPP-1-2017-1-FR-EPPKA2-CBHE-JP)

Programme:

ERASMUS PLUS, ACTION KA2: CAPACITY BUILDING

<http://yebo.edu.umontpellier.fr/>





Report: State of the art of the PhD Internationalization Activity (May 2018)

Institution: Stellenbosch University

Country: South Africa

Number of students: 32357

Number of postgraduate: 1685

Number of Researchers: 40 per 100 PhD students

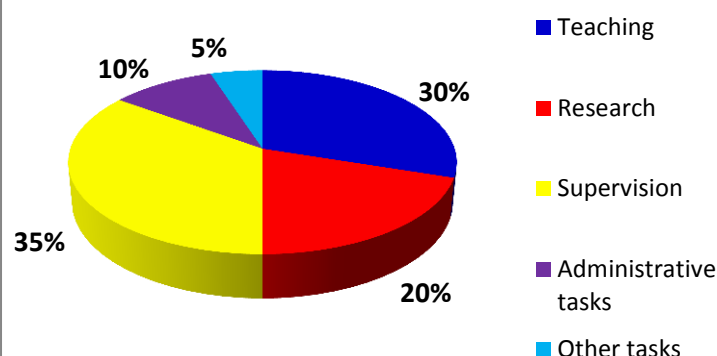
Number of Supervisors: 38 per 100 PhD students



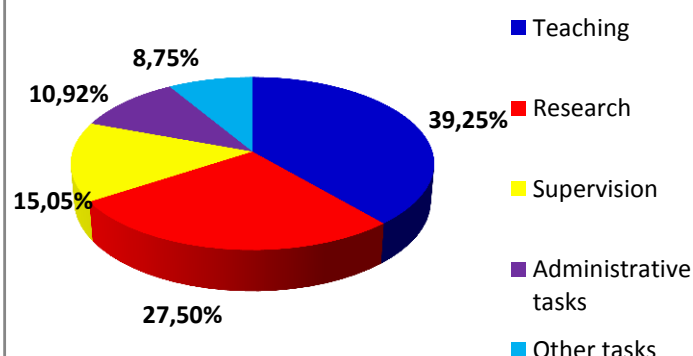
UNIVERSITEIT
STELLENBOSCH
UNIVERSITY

Division of Researcher staff's time:

SU



Partners' Average



Time spent on international activities

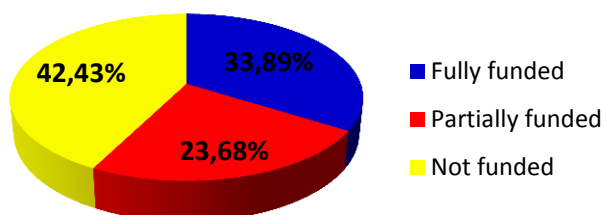


Number of publications in accredited journals last year: 2068 (305 per 100 researchers)

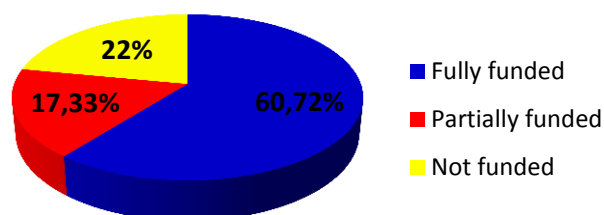


Funding:

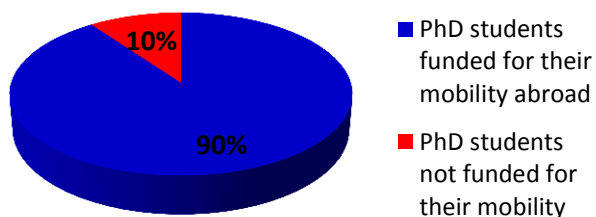
PhD students - SU



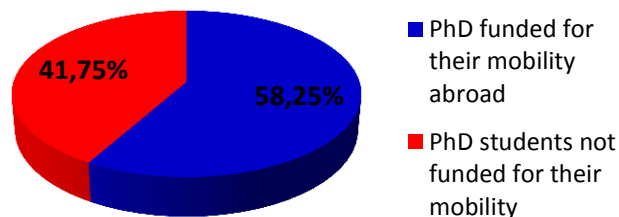
Partners' Average



SU

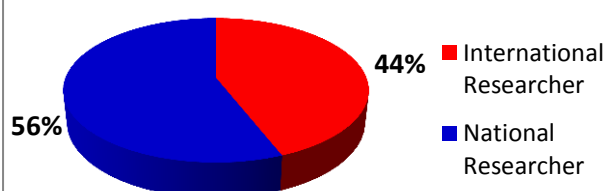


Partners' Average

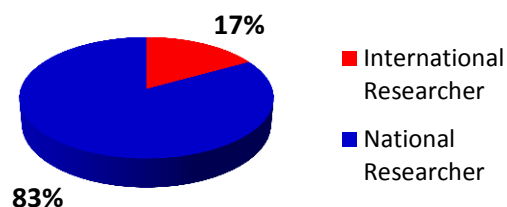


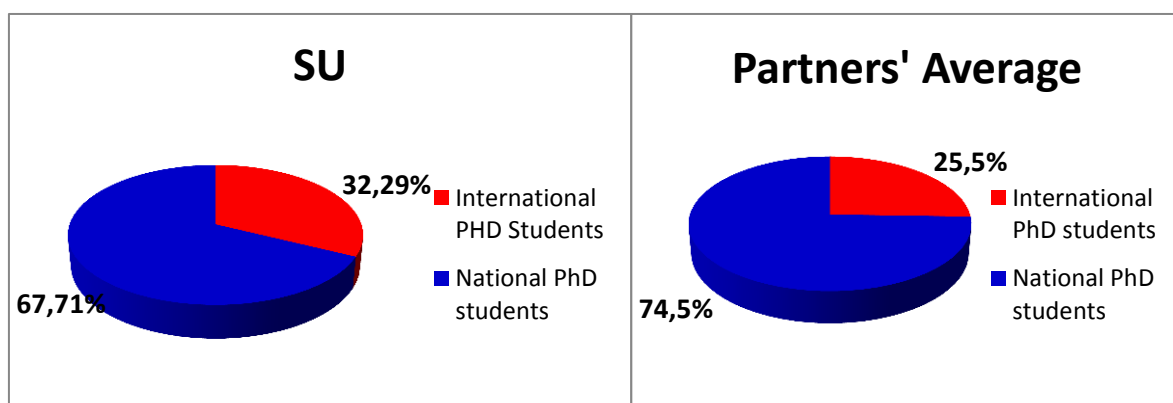
International Profile:

SU

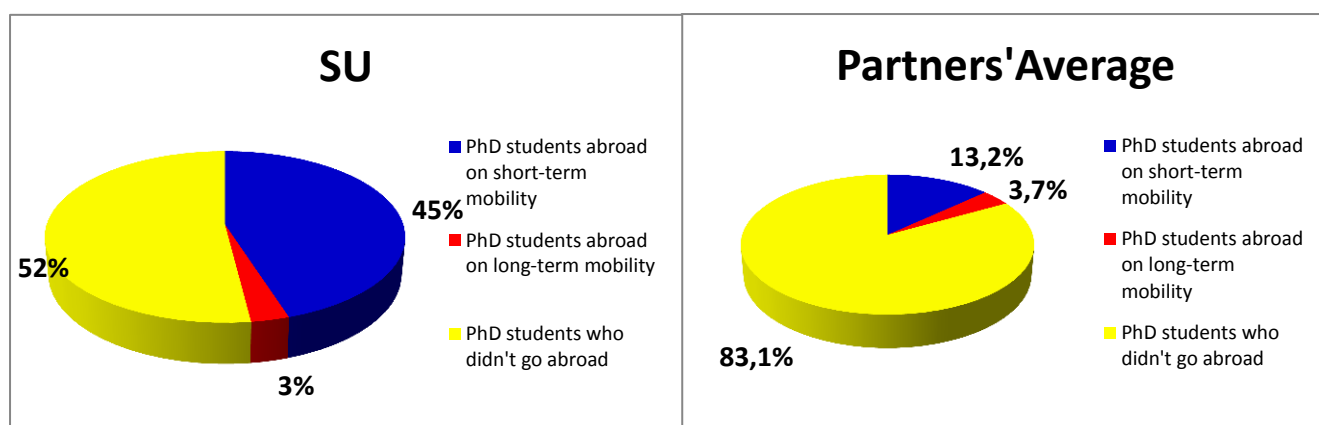


Partners' Average

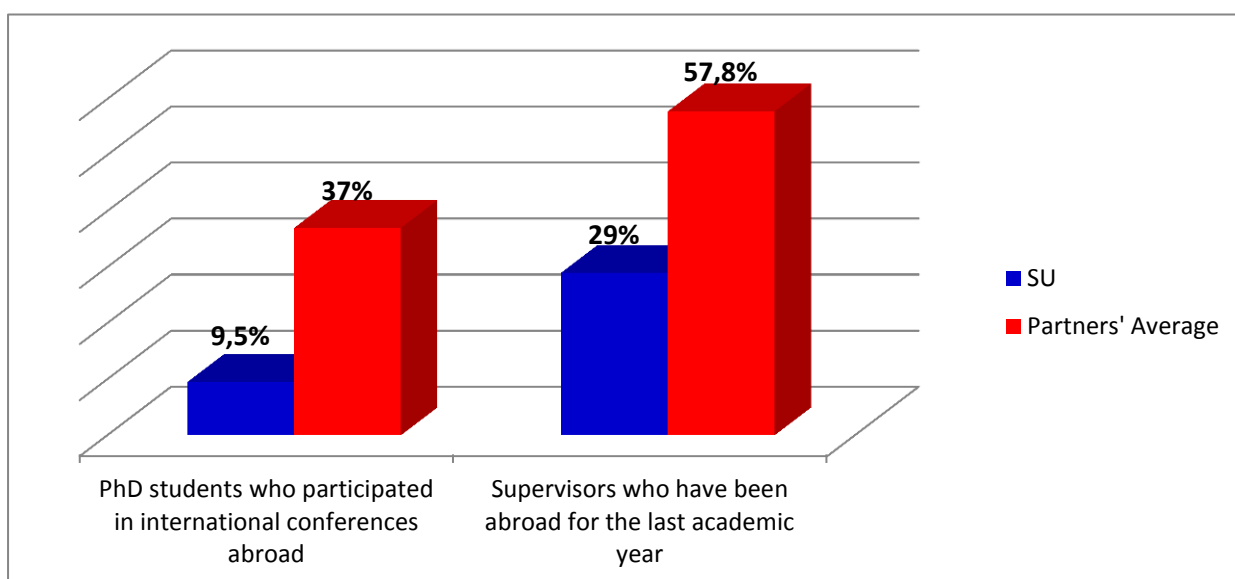




For SU international PhD students are mostly from other African countries.



*Long term mobility is considered to be more than 3 months.
These numbers were gathered considering all of the mobility
PhD students participated in for the whole length of their PhD.*

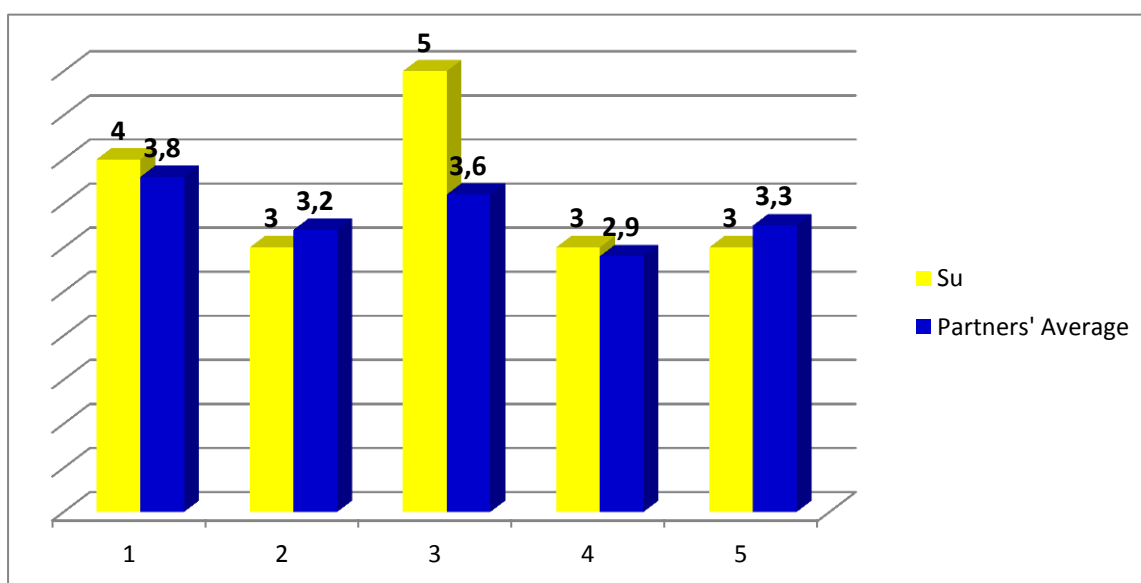




Institutional Framework:

- Structure that drives internationalization **YES** ☒ **NO** ☐
- Structure that manages PhD studies **YES** ☒ **NO** ☐
- Office dedicated to researching external funding sources **YES** ☒ **NO** ☐
- Dedicated office that deals with internationalization **YES** ☒ **NO** ☐

Self-evaluation of their institutional framework (from 0 to 5):



1: Internal Quality Assurance System

2: Capacity to facilitate internationalization of PhD studies

3: Capacity to cope with tasks related to internationalization

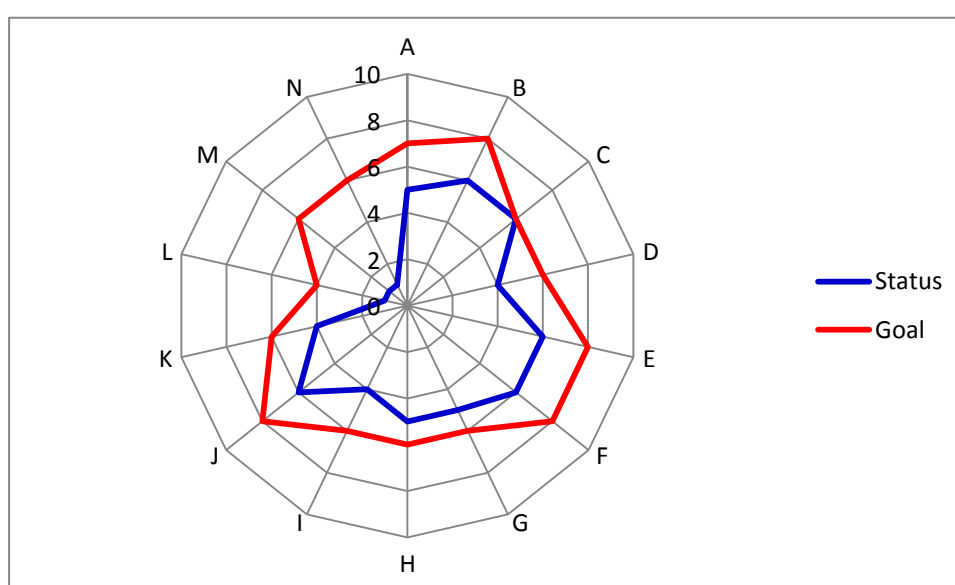
4: National regulations facilitating internationalization

5: Availability of Funding for mobility of doctoral candidates



FRINDOC Graphic:

The Framework for Internationalization of Doctoral Education (FRINDOC) project aimed at providing a comprehensive overview of good practices and valuable experiences for universities. The questionnaire was for universities to self-evaluate themselves; this tool should function as a comprehensive strategic tool for planning, promoting and supporting mobility in doctoral programs enabling universities to attain a united picture of strategic goals, capacity and possibilities to implement the right structures for their particular profile.



- A: Staff Capacity for research and supervision***
- B: Research output***
- C: External funding for research***
- D: Funding for doctoral candidates' stipends/wages***
- E: International engagement of the university***
- F: International profile of staff***
- G: International profile of doctoral candidates***
- H: Quality assurance system***
- I: Management capacity***
- J: Operational capacity***
- K: National legal and administrative framework***
- L: Doctoral candidates' mobility***
- M: Staff mobility***
- N: Funding for mobility***



YEBO!



**INTERNATIONALIZATION
OF DOCTORAL STUDIES
IN SOUTH AFRICA**

This publication has been produced under the Erasmus+ Programme of the European Union.



Co-funded by the Erasmus+ Programme of the European Union

Project:

CAPACITY BUILDING HIGHER EDUCATION (CBHE)
(585697-EPP-1-2017-1-FR-EPPKA2-CBHE-JP)

Programme:

ERASMUS PLUS, ACTION KA2: CAPACITY BUILDING

<http://yebo.edu.umontpellier.fr/>





Report: State of the art of the PhD Internationalization Activity (May 2018)

Institution: Central University of Technology,
Free State

Country: South Africa

Number of students: 16918

Number of postgraduate: 166

Number of Researchers: 105 per 100 PhD
students

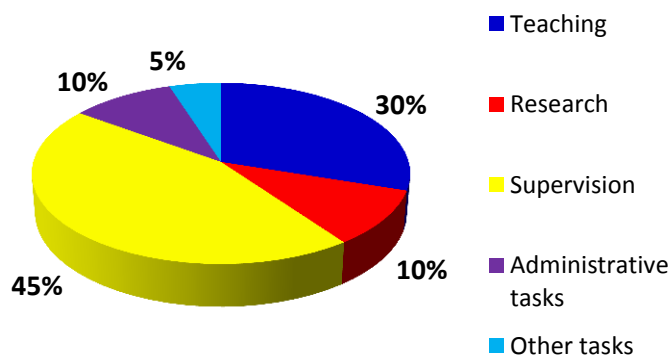
Number of Supervisors: 30 per 100 PhD
students



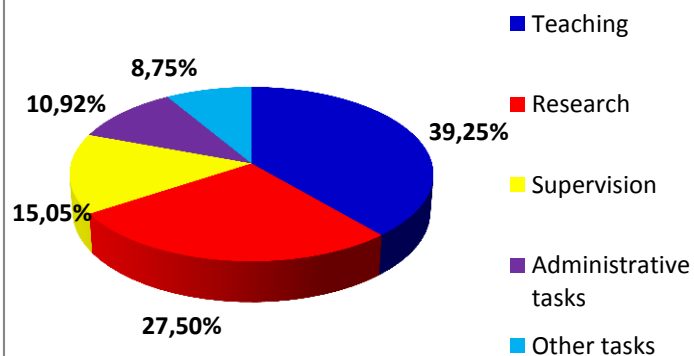
Central University of
Technology, Free State

Division of Researcher staff's time:

CUT



Partners' Average



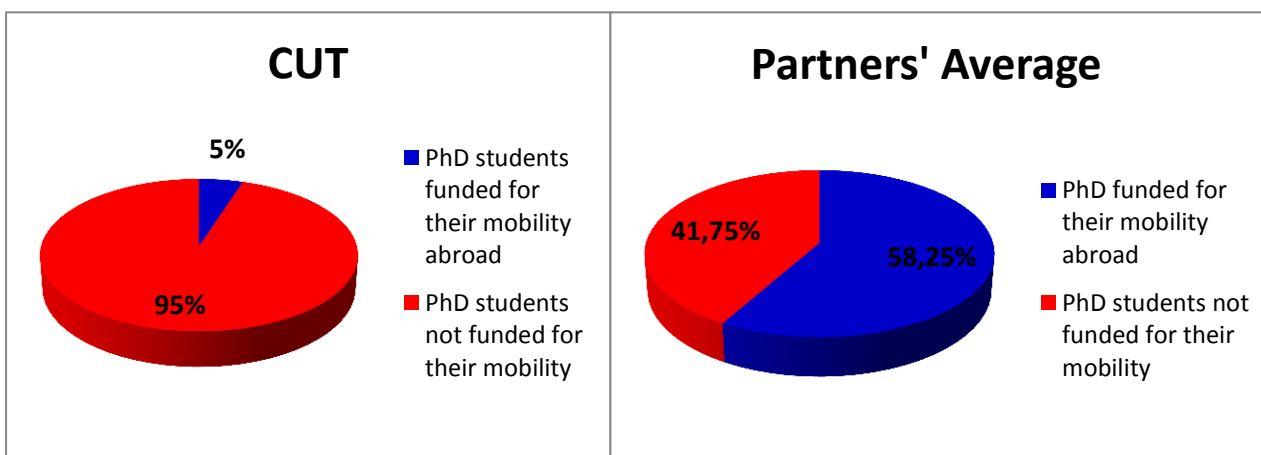
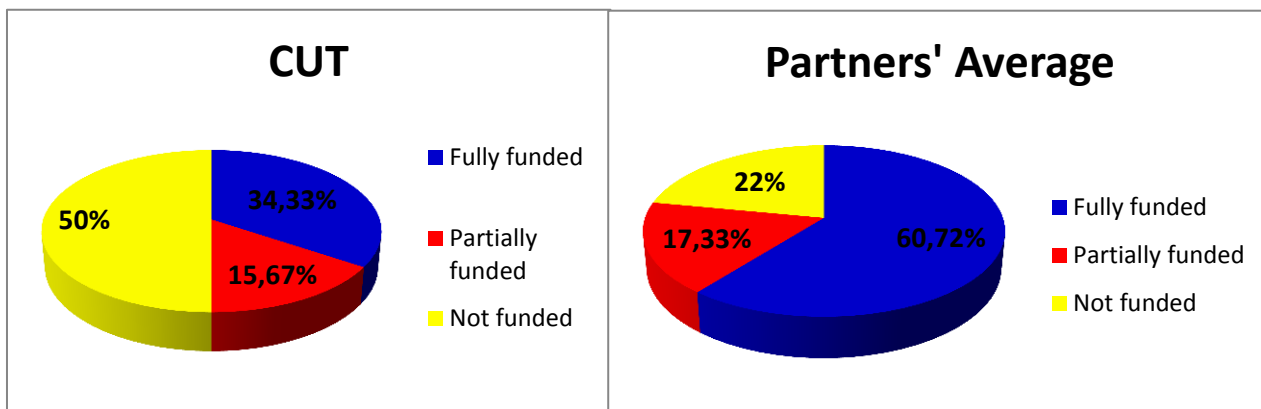
Time spent on international activities



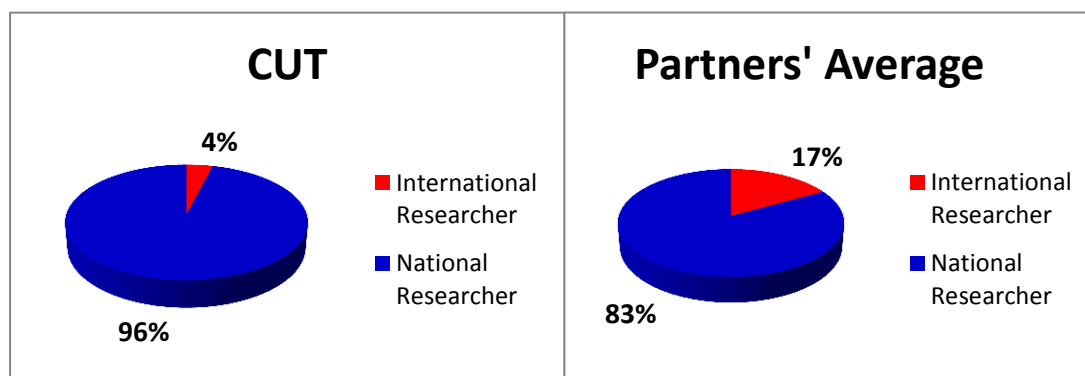
Number of publications in accredited journals last year: 117 (67 per 100 researchers)

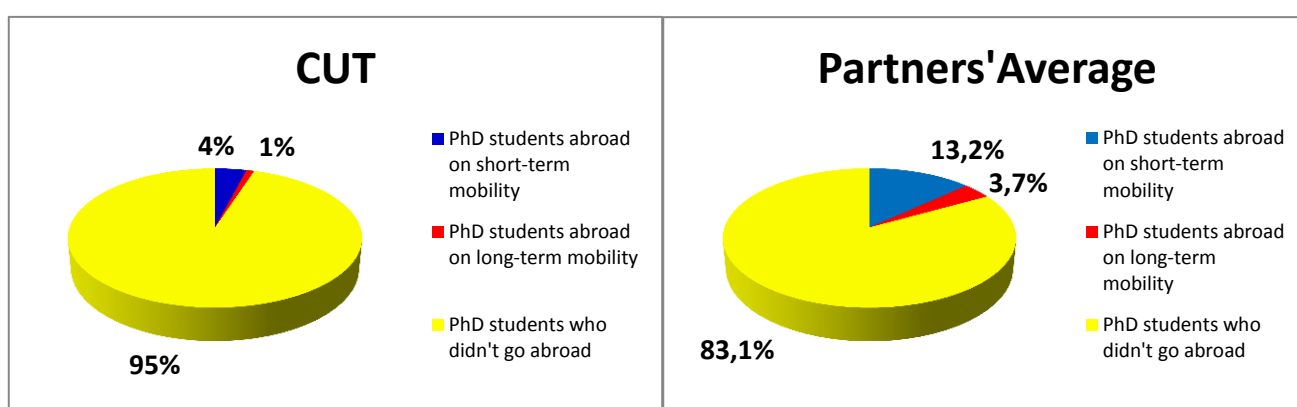
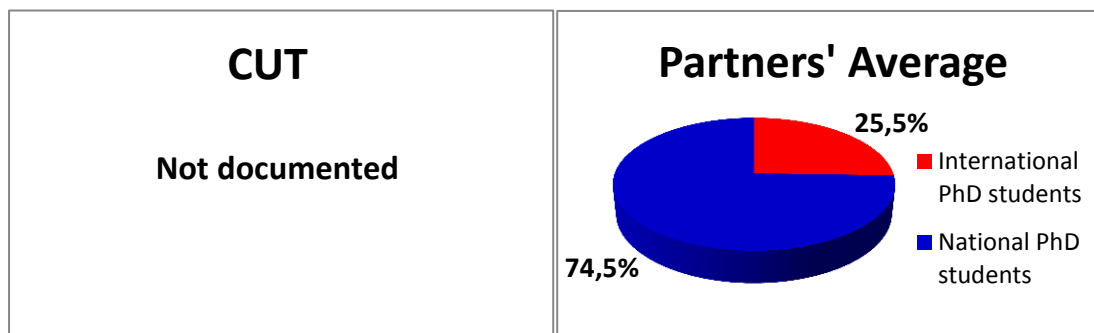


Funding:

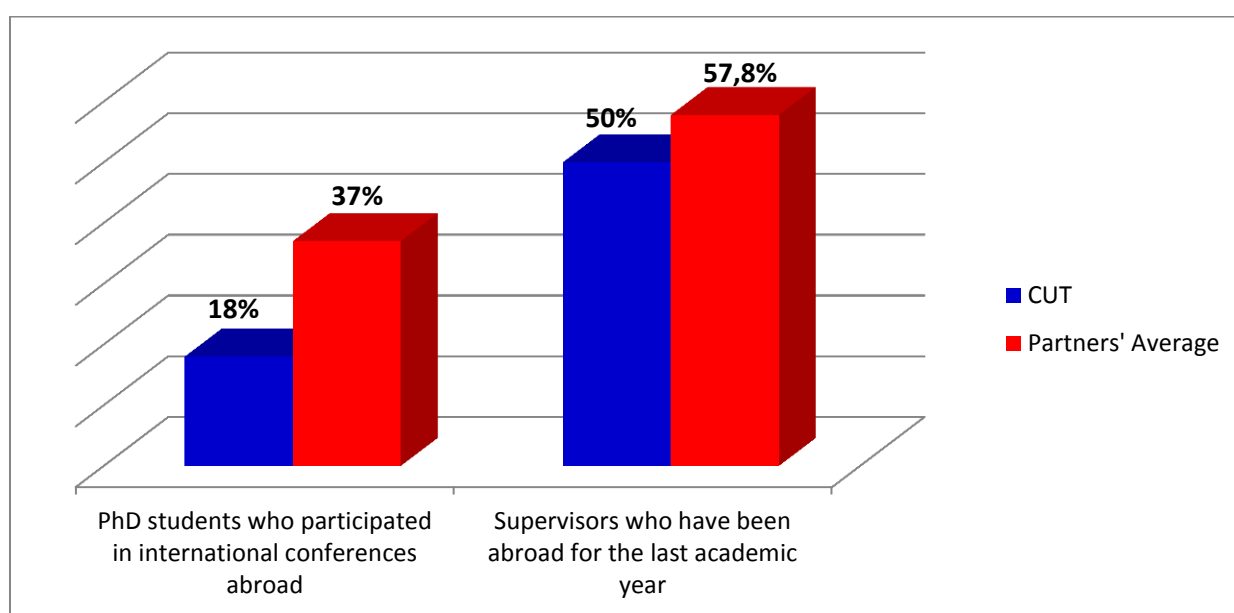


International Profile:





*Long term mobility is considered to be more than 3 months.
These numbers were gathered considering all of the mobility
PhD students participated in for the whole length of their PhD*

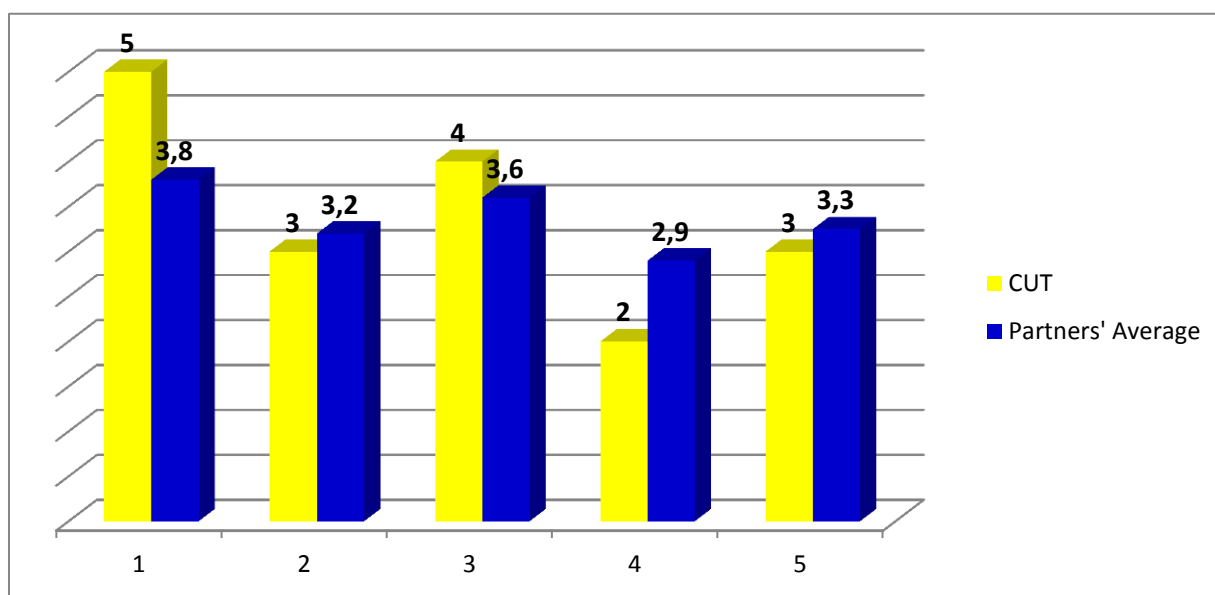


Number of International University Network: 4 while the partners average is of 24



Institutional Framework:

- Structure that drives internationalization **YES** ☒ **NO** ☐
- Structure that manages PhD studies **YES** ☒ **NO** ☐
- Office dedicated to researching external funding sources **YES** ☒ **NO** ☐
- Dedicated office that deals with internationalization **YES** ☒ **NO** ☐



Rating of their capacity (from 0 to 5):

1: Internal Quality Assurance System

2: Capacity to facilitate internationalization of PhD studies

3: Capacity to cope with tasks related to internationalization

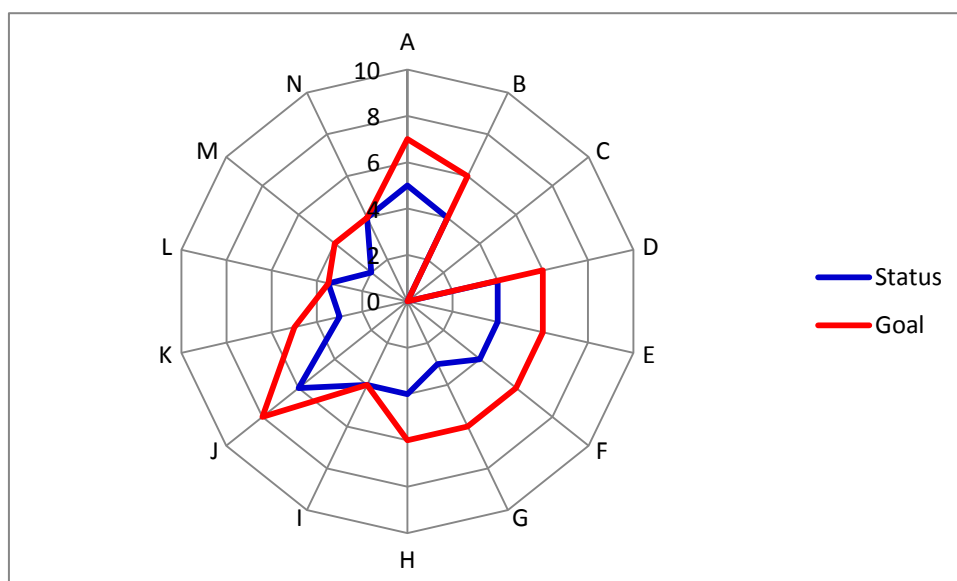
4: National regulations facilitating internationalization

5: Availability of Funding for mobility of doctoral candidates



FRINDOC Graphic:

The Framework for Internationalization of Doctoral Education (FRINDOC) project aimed at providing a comprehensive overview of good practices and valuable experiences for universities. The questionnaire was for universities to self-evaluate themselves; this tool should function as a comprehensive strategic tool for planning, promoting and supporting mobility in doctoral programs enabling universities to attain a united picture of strategic goals, capacity and possibilities to implement the right structures for their particular profile.



A: Staff Capacity for research and supervision

B: Research output

C: External funding for research

D: Funding for doctoral candidates' stipends/wages

E: International engagement of the university

F: International profile of staff

G: International profile of doctoral candidates

H: Quality assurance system

I: Management capacity

J: Operational capacity

K: National legal and administrative framework

L: Doctoral candidates' mobility

M: Staff mobility

N: Funding for mobility



This publication has been produced under the Erasmus+ Programme of the European Union.



Co-funded by the
Erasmus+ Programme
of the European Union

Project:

CAPACITY BUILDING HIGHER EDUCATION (CBHE)
(585697-EPP-1-2017-1-FR-EPPKA2-CBHE-JP)

Programme:

ERASMUS PLUS, ACTION KA2: CAPACITY BUILDING

<http://yebo.edu.umontpellier.fr/>





Report: State of the art of the PhD Internationalization Activity (May 2018)

Institution: University of Pretoria

Country: South Africa

Number of students: 53 768

Number of postgraduate: 13 734

Number of Researchers: 3,3 per 100 PhD students

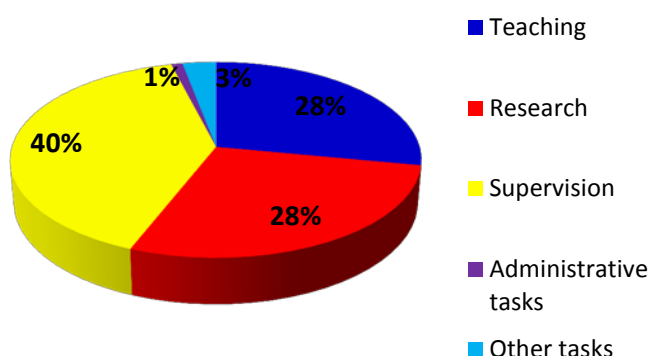
Number of Supervisors: 11 per 100 PhD students



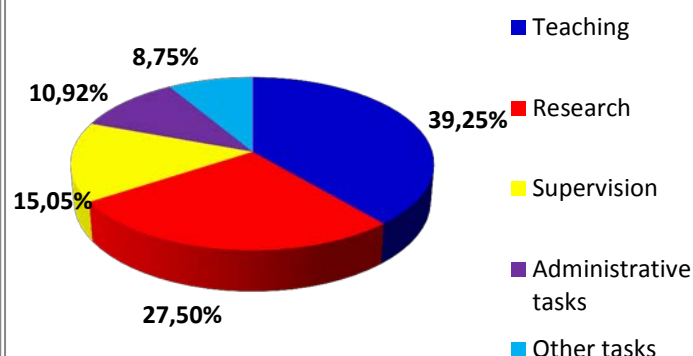
UNIVERSITEIT VAN PRETORIA
UNIVERSITY OF PRETORIA
YUNIBESITHI YA PRETORIA

Division of Researcher staff's time:

UP



Partners' Average



Time spent on international activities

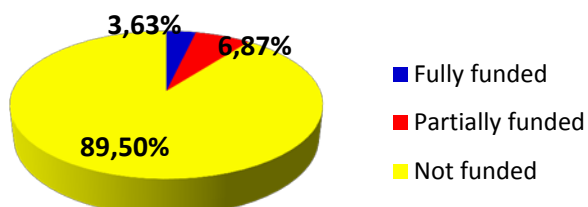


Number of publications in accredited journals last year: 2 999 (653 per 100 researchers)

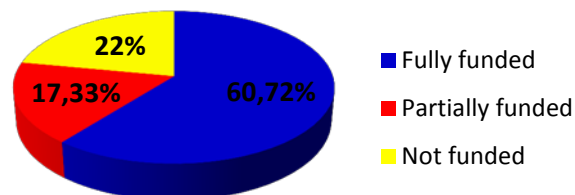


Funding:

PhD students fundings - UP



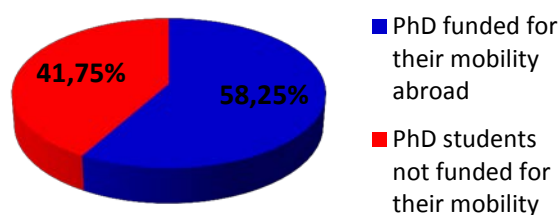
Partners' Average



UP

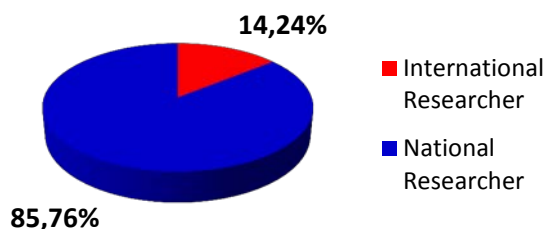
Not documented

Partners' Average

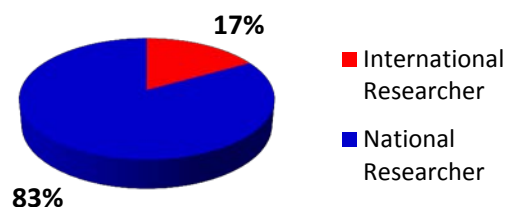


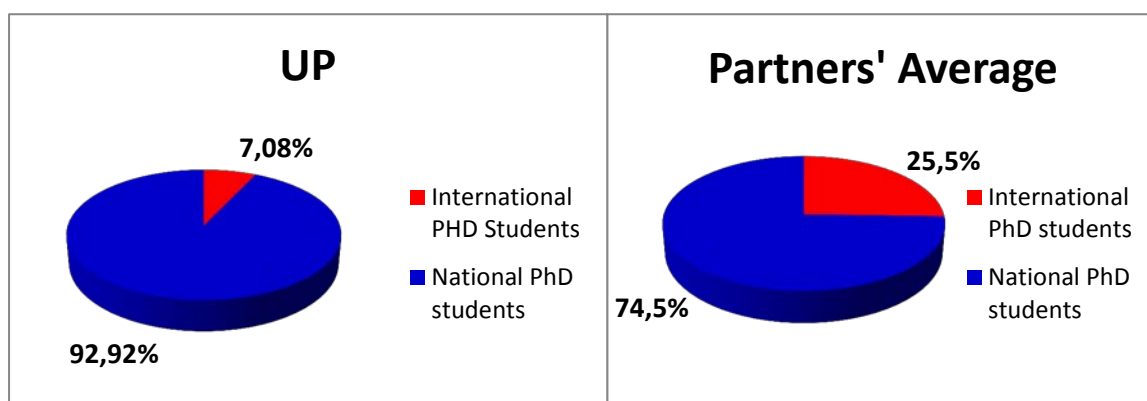
International Profile:

UP

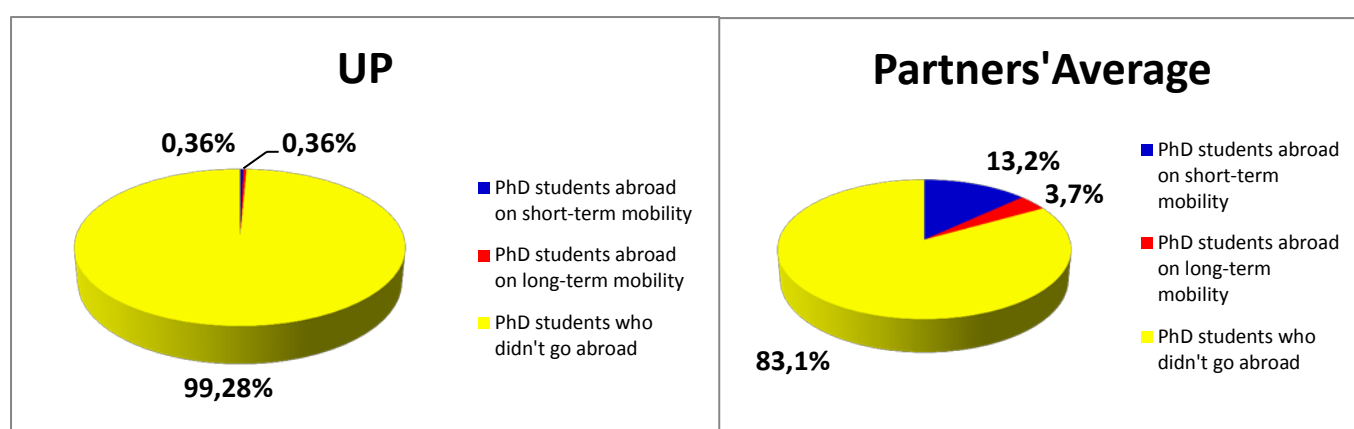


Partners' Average

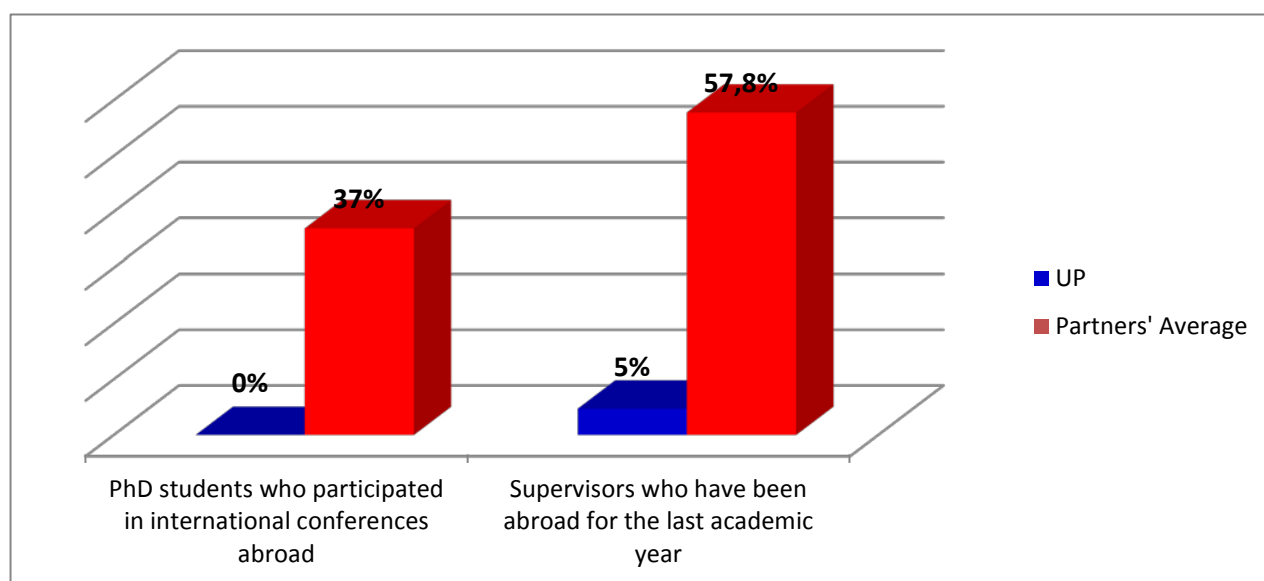




For UP international PhD students are mostly from other African countries.



*Long term mobility is considered to be more than 3 months.
These numbers were gathered considering all of the mobility
PhD students participated in for the whole length of their PhD.*



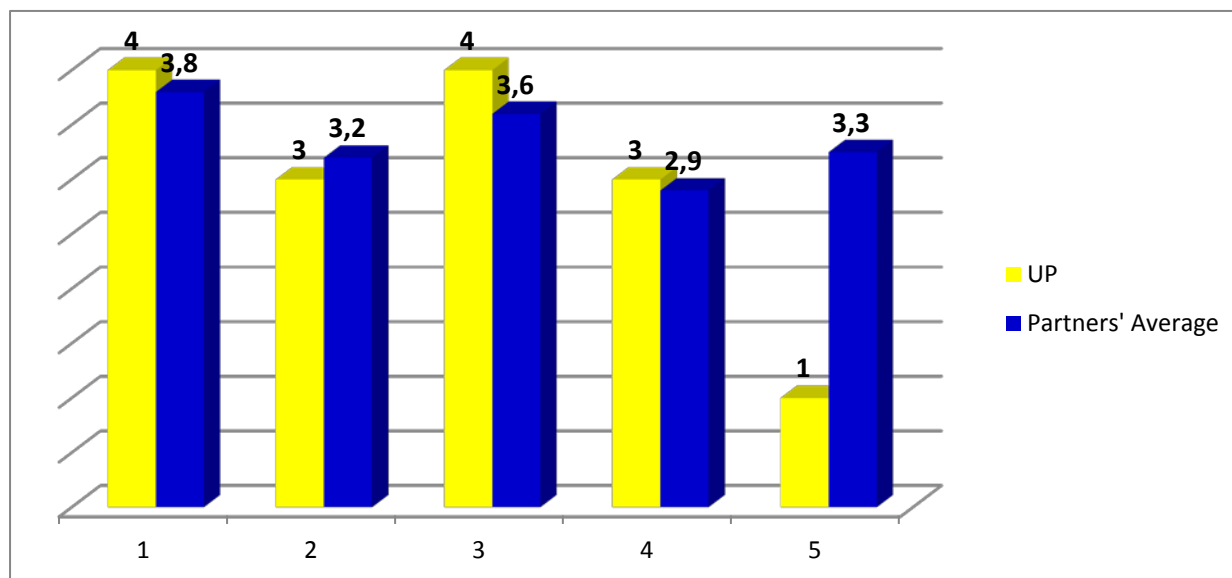
Up did not document the % of PhD students who participated in international conferences abroad.



Institutional Framework:

- Structure that drives internationalization YES ☒ NO ☐
- Structure that manages PhD studies YES ☒ NO ☐
- Office dedicated to researching external funding sources YES ☒ NO ☐
- Dedicated office that deals with internationalization YES ☒ NO ☐

Self-evaluation of their institutional framework (from 0 to 5):



1: Internal Quality Assurance System

2: Capacity to facilitate internationalization of PhD studies

3: Capacity to cope with tasks related to internationalization

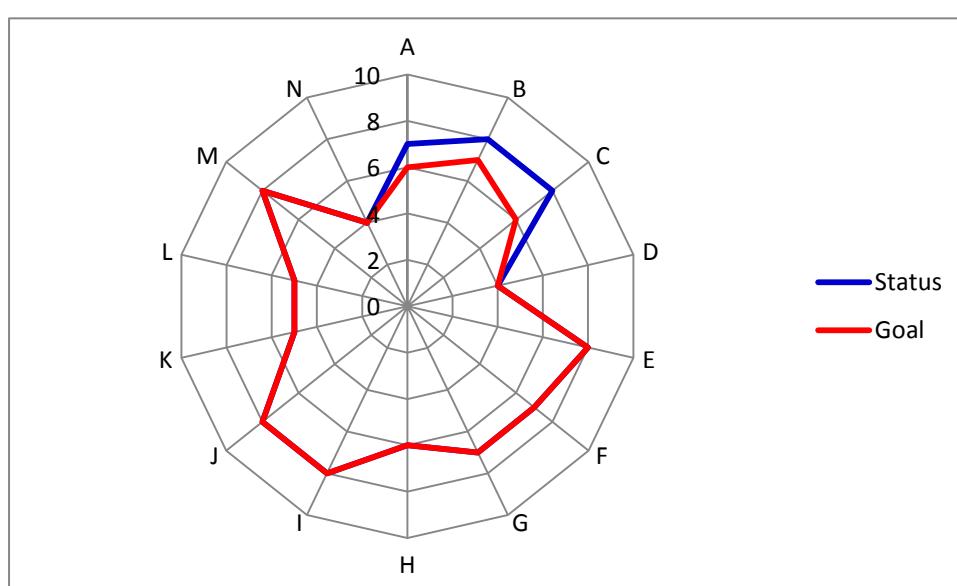
4: National regulations facilitating internationalization

5: Availability of Funding for mobility of doctoral candidates



FRINDOC Graphic:

The Framework for Internationalization of Doctoral Education (FRINDOC) project aimed at providing a comprehensive overview of good practices and valuable experiences for universities. The questionnaire was for universities to self-evaluate themselves; this tool should function as a comprehensive strategic tool for planning, promoting and supporting mobility in doctoral programs enabling universities to attain a united picture of strategic goals, capacity and possibilities to implement the right structures for their particular profile.



- A: Staff Capacity for research and supervision***
- B: Research output***
- C: External funding for research***
- D: Funding for doctoral candidates' stipends/wages***
- E: International engagement of the university***
- F: International profile of staff***
- G: International profile of doctoral candidates***
- H: Quality assurance system***
- I: Management capacity***
- J: Operational capacity***
- K: National legal and administrative framework***
- L: Doctoral candidates' mobility***
- M: Staff mobility***
- N: Funding for mobility***



YEBO!



**INTERNATIONALIZATION
OF DOCTORAL STUDIES
IN SOUTH AFRICA**

This publication has been produced under the Erasmus+ Programme of the European Union.



Co-funded by the Erasmus+ Programme of the European Union

Project:

CAPACITY BUILDING HIGHER EDUCATION (CBHE)
(585697-EPP-1-2017-1-FR-EPPKA2-CBHE-JP)

Programme:

ERASMUS PLUS, ACTION KA2: CAPACITY BUILDING

<http://yebo.edu.umontpellier.fr/>





Report: State of the art of the PhD Internationalization Activity (May 2018)

Institution: Tshwane University of Technology

Country: South Africa

Number of students: 63 034

Number of PhD students: 401

Number of Researchers: 243 per 100 PhD students
(976 Researchers in total)

Number of Supervisors: 69 per 100 PhD students
(276 Supervisors in total)



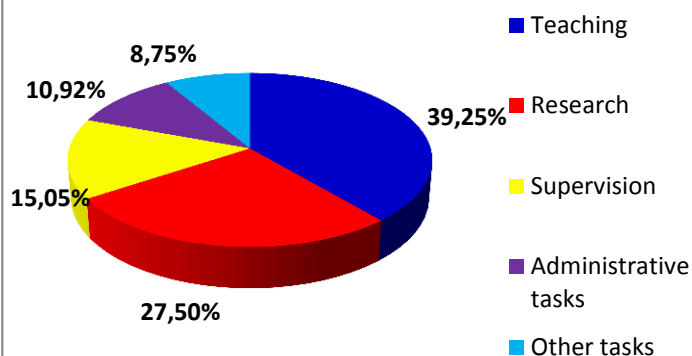
**Tshwane University
of Technology**

Division of Researcher staff's time:

TUT

Not documented

Partners' Average



Time spent on international activities



Number of publications in accredited journals last year: 254

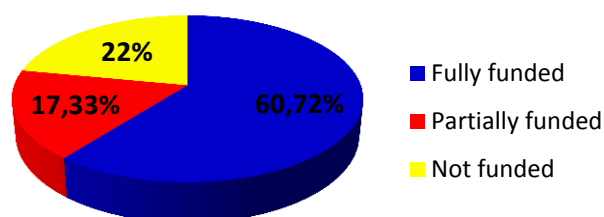


Funding:

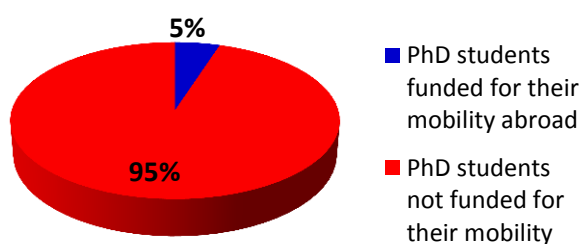
PhD students - TUT

Not documented

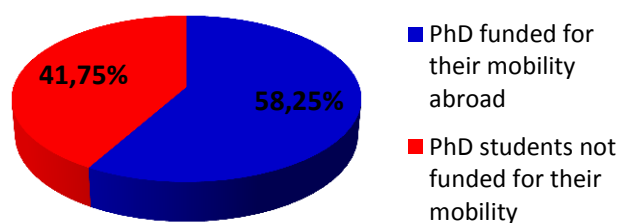
Partners' Average



TUT

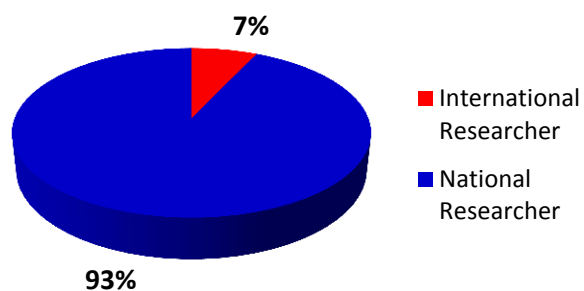


Partners' Average

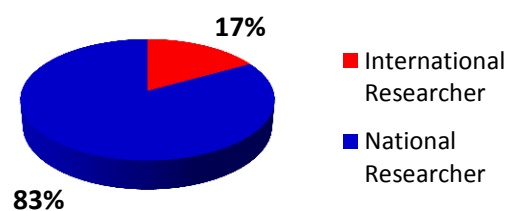


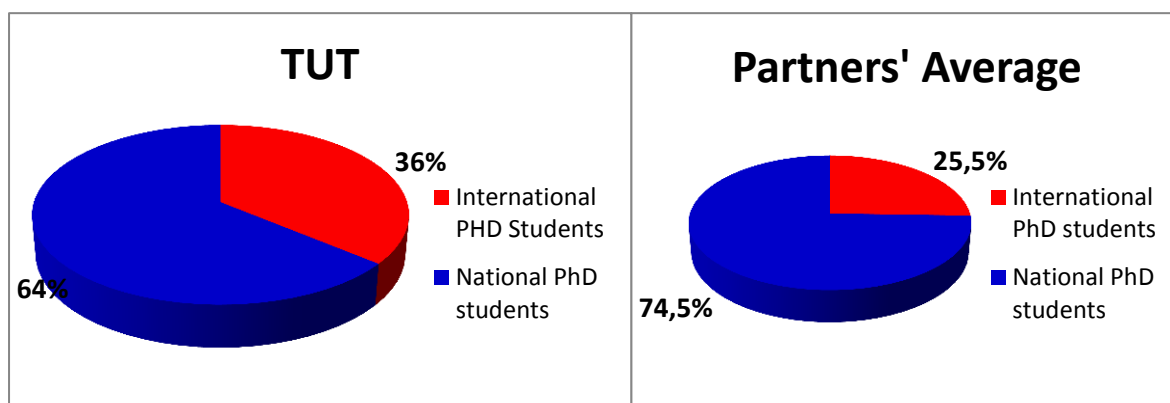
International Profile:

TUT

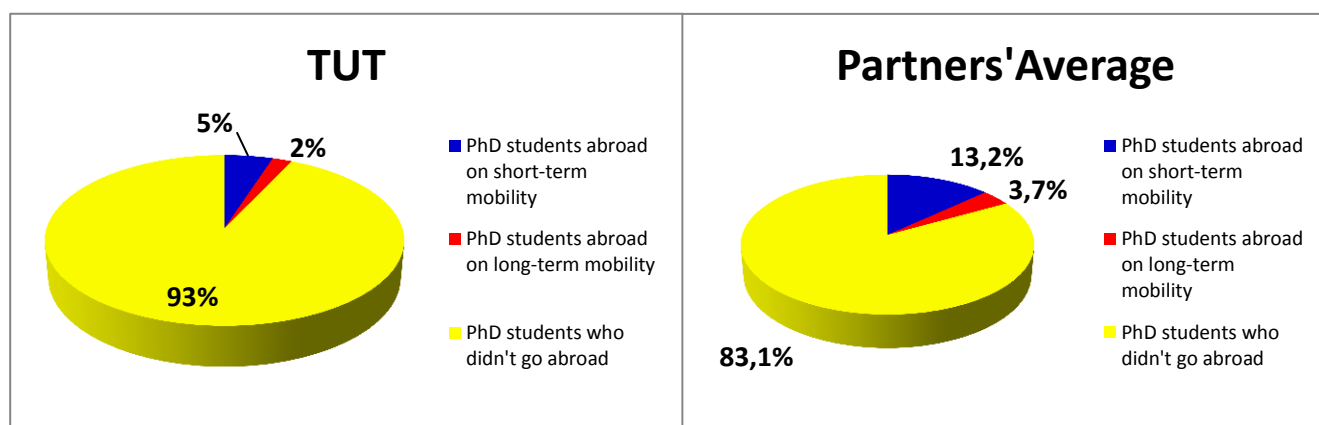


Partners' Average

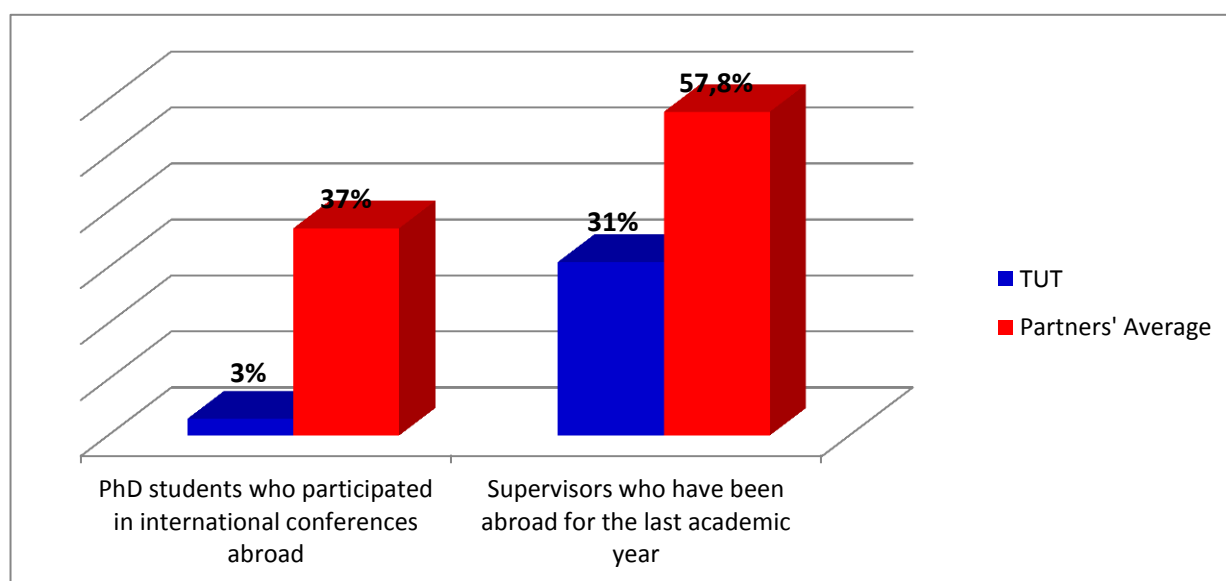




For TUT international PhD students are mostly from other African countries.



*Long term mobility is considered to be more than 3 months.
These numbers were gathered considering all of the mobility
PhD students participated in for the whole length of their PhD.*



Number of International University Network: 35 while the partners average is of 24.



Institutional Framework:

- Structure that drives internationalization YES ☒ NO ☐
- Structure that manages PhD studies YES ☒ NO ☐
- Office dedicated to researching external funding sources YES ☒ NO ☐
- Dedicated office that deals with internationalization YES ☐ NO ☒

Self-evaluation of their institutional framework (from 0 to 5):

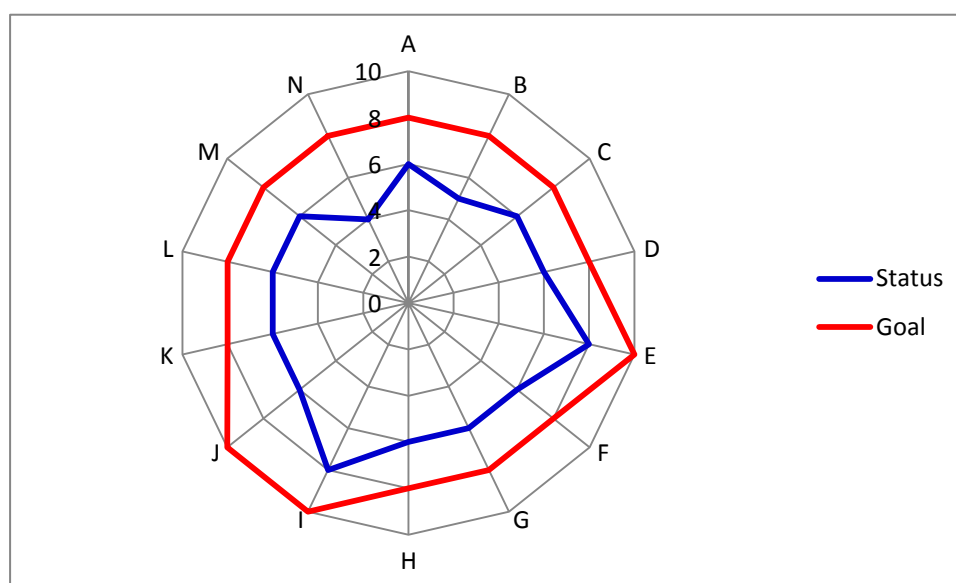
TUT

Not documented



FRINDOC Graphic:

The Framework for Internationalization of Doctoral Education (FRINDOC) project aimed at providing a comprehensive overview of good practices and valuable experiences for universities. The questionnaire was for universities to self-evaluate themselves; this tool should function as a comprehensive strategic tool for planning, promoting and supporting mobility in doctoral programs enabling universities to attain a united picture of strategic goals, capacity and possibilities to implement the right structures for their particular profile.



- A: Staff Capacity for research and supervision***
- B: Research output***
- C: External funding for research***
- D: Funding for doctoral candidates' stipends/wages***
- E: International engagement of the university***
- F: International profile of staff***
- G: International profile of doctoral candidates***
- H: Quality assurance system***
- I: Management capacity***
- J: Operational capacity***
- K: National legal and administrative framework***
- L: Doctoral candidates' mobility***
- M: Staff mobility***
- N: Funding for mobility***



YEBO!



**INTERNATIONALIZATION
OF DOCTORAL STUDIES
IN SOUTH AFRICA**

This publication has been produced under the Erasmus+ Programme of the European Union.



Co-funded by the Erasmus+ Programme of the European Union

Project:

CAPACITY BUILDING HIGHER EDUCATION (CBHE)
(585697-EPP-1-2017-1-FR-EPPKA2-CBHE-JP)

Programme:

ERASMUS PLUS, ACTION KA2: CAPACITY BUILDING

<http://yebo.edu.umontpellier.fr/>





Report: State of the art of the PhD Internationalization Activity (May 2018)

Institution: University of Cape Town

Country: South Africa

Number of students: 28185

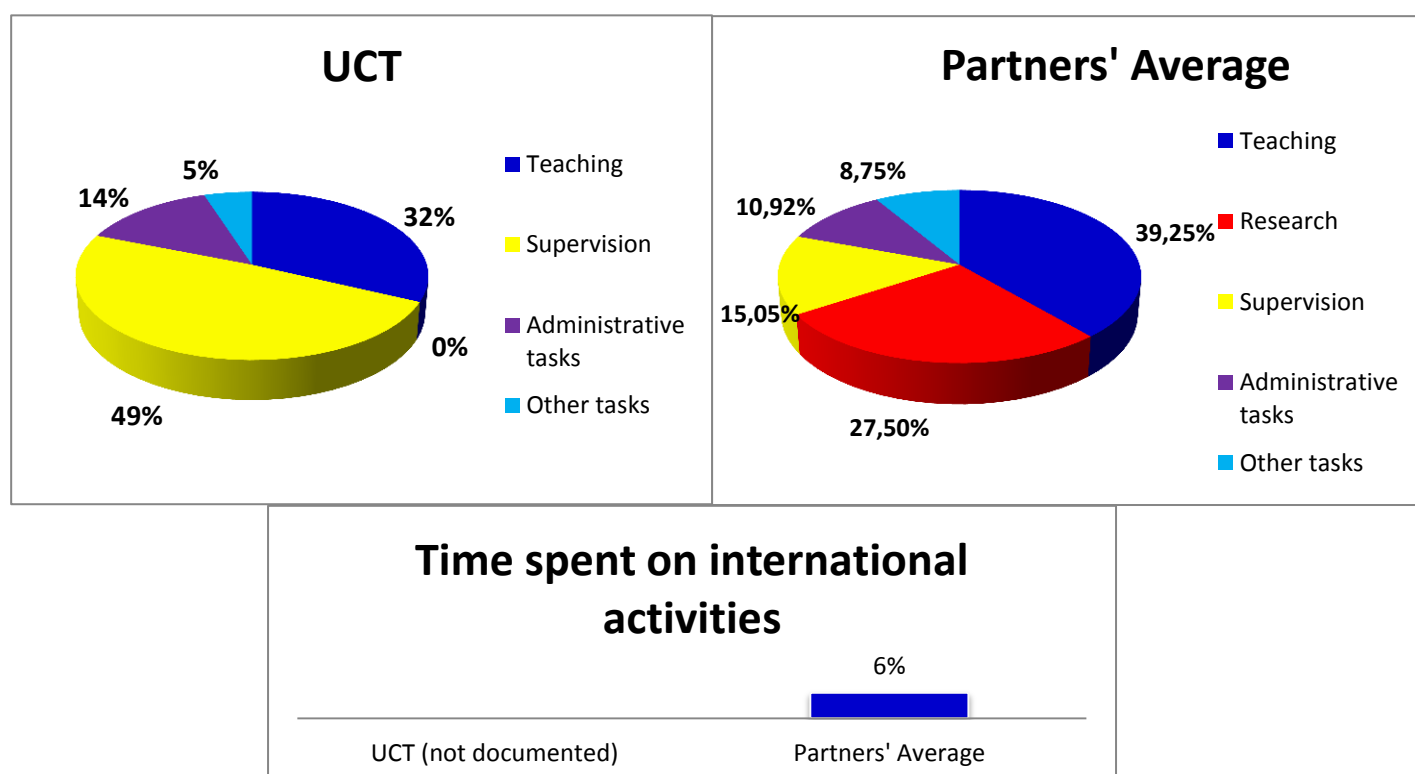
Number of postgraduate: 2109

Number of Researchers: 57 per 100 PhD students

Number of Supervisors: 36 per 100 PhD students



Division of Researcher staff's time:

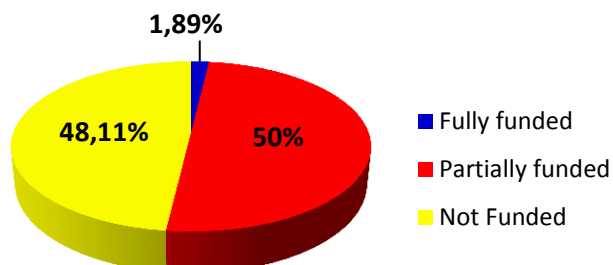


Number of publications in accredited journals last year: 1521 (125 per 100 researchers)

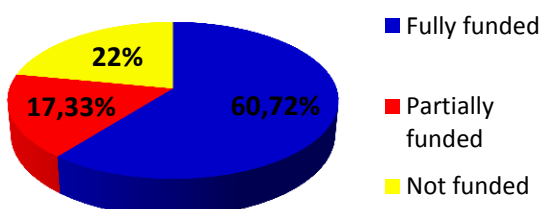


Funding:

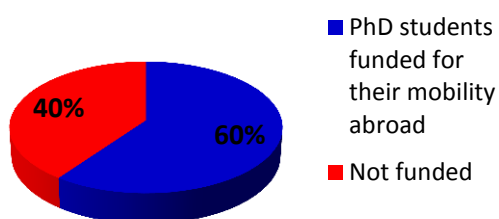
PhD students - UCT



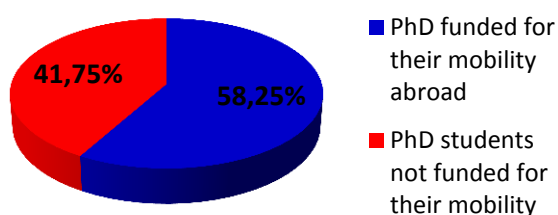
Partners' Average



UCT

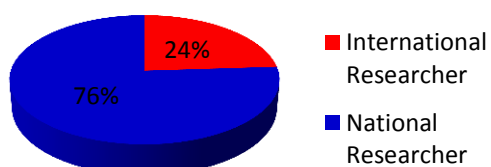


Partners' Average

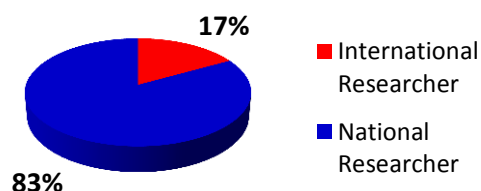


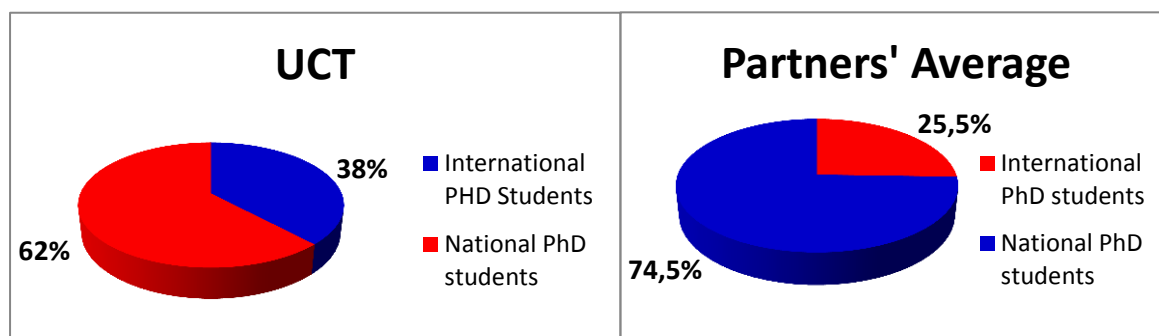
International Profile:

UCT

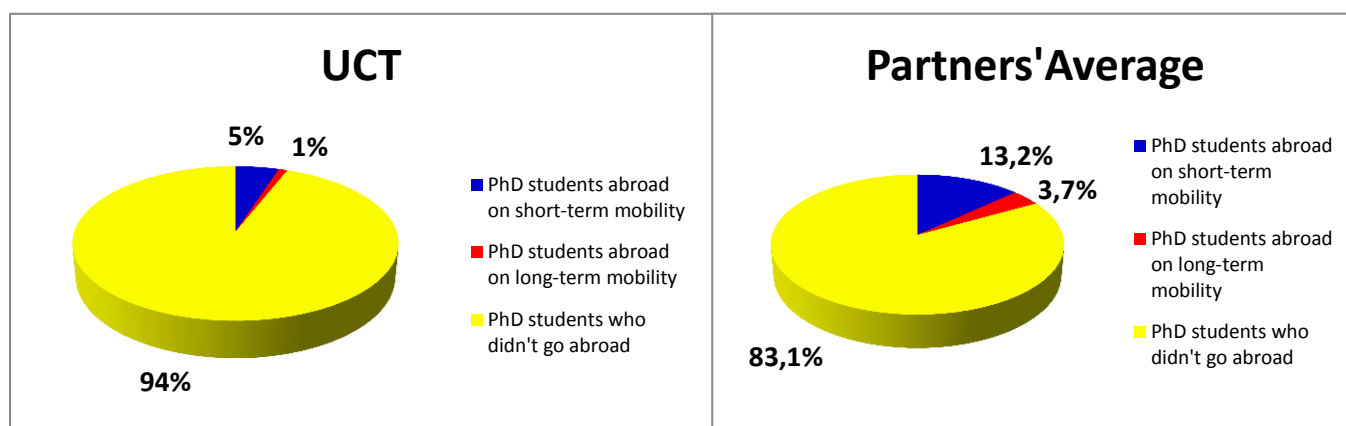


Partners' Average

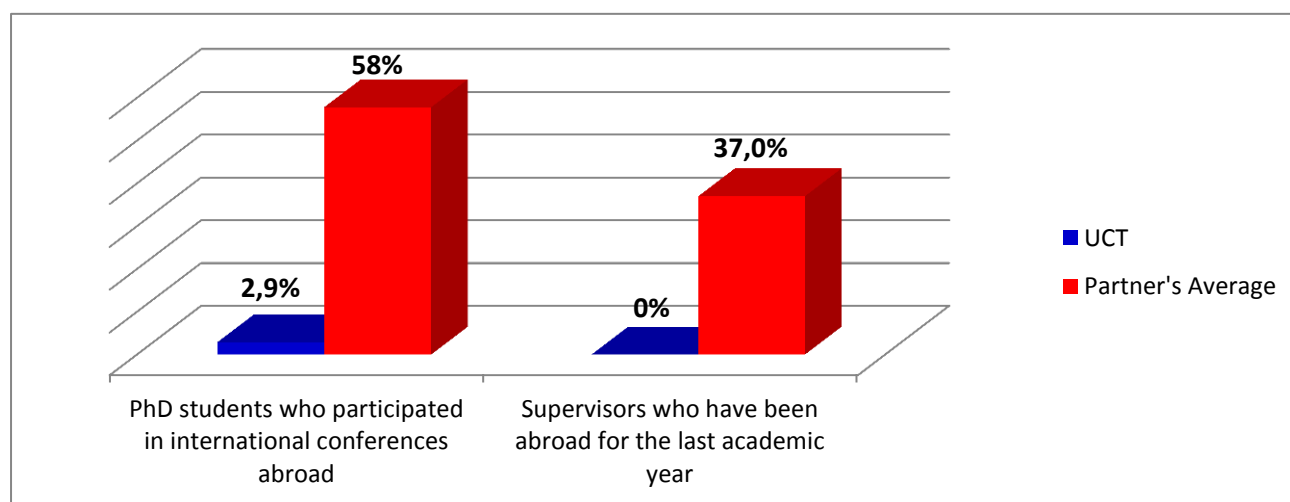




For UCT international PhD students are mostly from other African countries.



*Long term mobility is considered to be more than 3 months.
These numbers were gathered considering all of the mobility
PhD students participated in for the whole length of their PhD.*

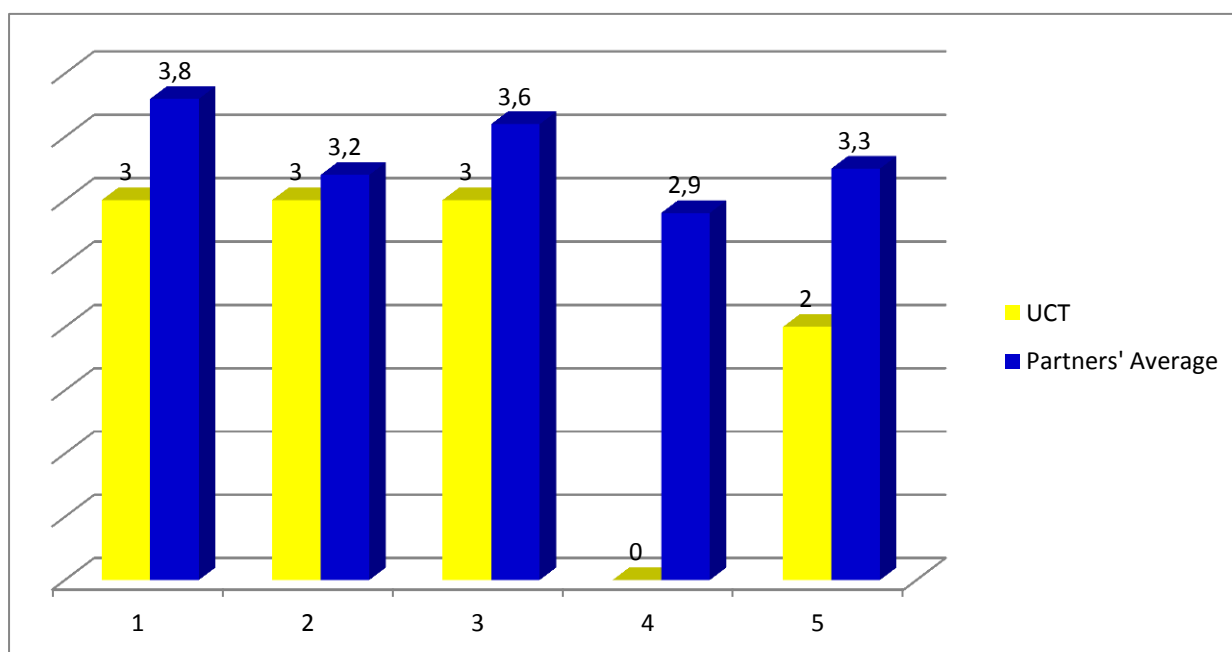




Institutional Framework:

- Structure that drives internationalization **YES** ☒ **NO** ☐
- Structure that manages PhD studies **YES** ☒ **NO** ☐
- Office dedicated to researching external funding sources **YES** ☒ **NO** ☐
- Dedicated office that deals with internationalization **YES** ☒ **NO** ☐

Self-evaluation of their institutional framework (from 0 to 5):



1: Internal Quality Assurance System

2: Capacity to facilitate internationalization of PhD studies

3: Capacity to cope with tasks related to internationalization

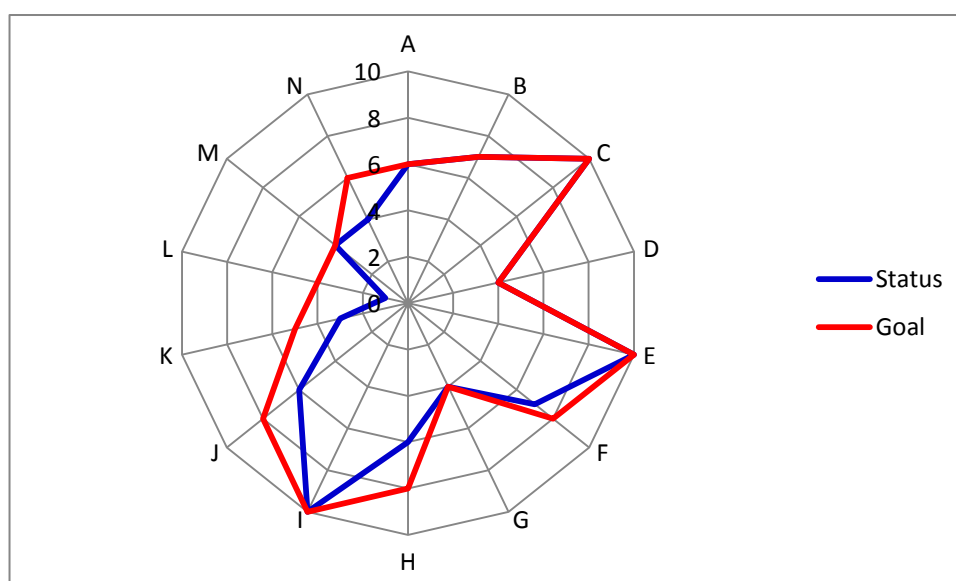
4: National regulations facilitating internationalization

5: Availability of Funding for mobility of doctoral candidates



FRINDOC Graphic:

The Framework for Internationalization of Doctoral Education (FRINDOC) project aimed at providing a comprehensive overview of good practices and valuable experiences for universities. The questionnaire was for universities to self-evaluate themselves; this tool should function as a comprehensive strategic tool for planning, promoting and supporting mobility in doctoral programs enabling universities to attain a united picture of strategic goals, capacity and possibilities to implement the right structures for their particular profile.



- A: Staff Capacity for research and supervision***
- B: Research output***
- C: External funding for research***
- D: Funding for doctoral candidates' stipends/wages***
- E: International engagement of the university***
- F: International profile of staff***
- G: International profile of doctoral candidates***
- H: Quality assurance system***
- I: Management capacity***
- J: Operational capacity***
- K: National legal and administrative framework***
- L: Doctoral candidates' mobility***
- M: Staff mobility***
- N: Funding for mobility***



YEBO!



**INTERNATIONALIZATION
OF DOCTORAL STUDIES
IN SOUTH AFRICA**

This publication has been produced under the Erasmus+ Programme of the European Union.



Co-funded by the Erasmus+ Programme of the European Union

Project:

CAPACITY BUILDING HIGHER EDUCATION (CBHE)
(585697-EPP-1-2017-1-FR-EPPKA2-CBHE-JP)

Programme:

ERASMUS PLUS, ACTION KA2: CAPACITY BUILDING

<http://yebo.edu.umontpellier.fr/>





Report: State of the art of the PhD Internationalization Activity (May 2018)

Institution: Cape Peninsula University of Technology

Country: South Africa

Number of students: 35086

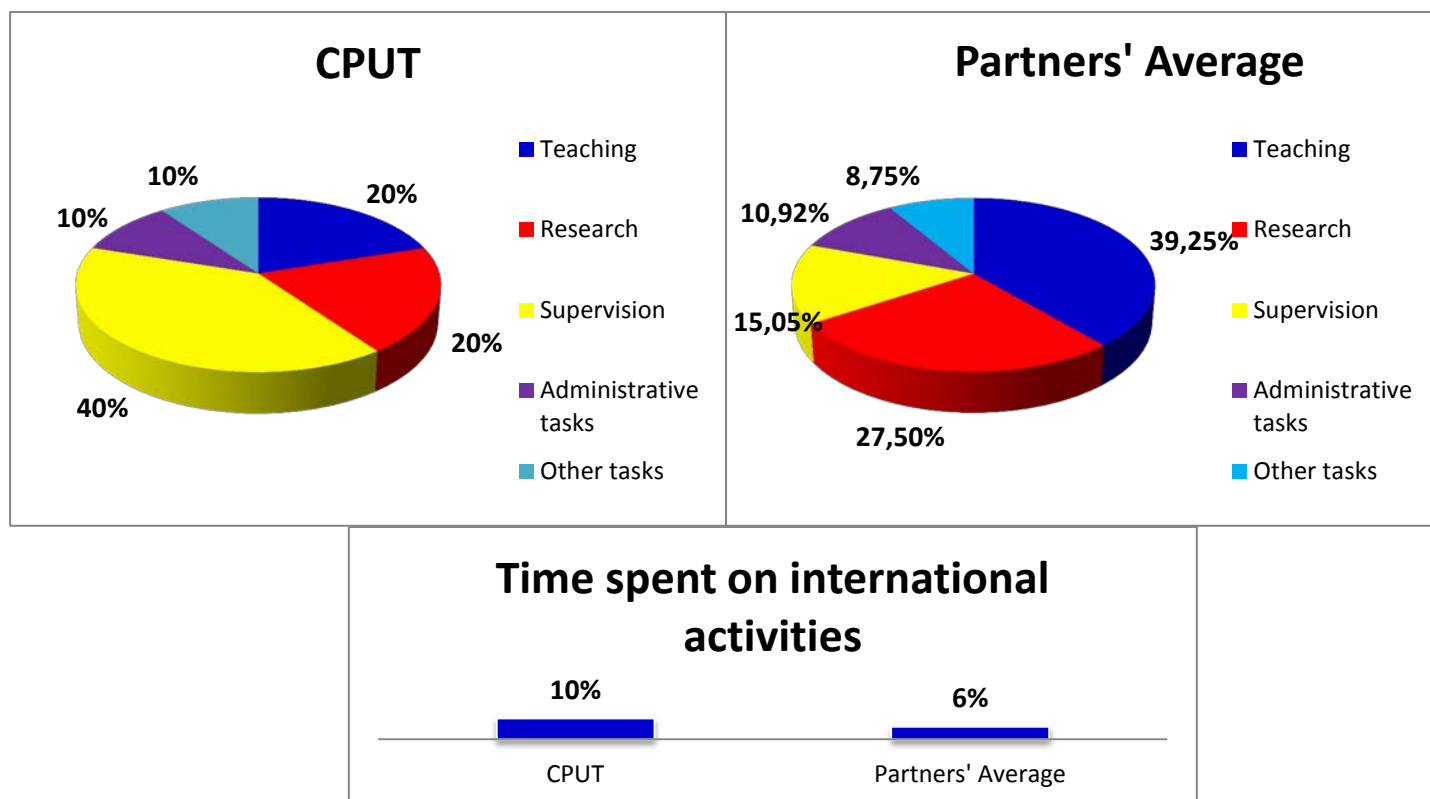
Number of postgraduate: 2136

Number of Researchers: 39 per 100 PhD students

Number of Supervisors: 10 per 100 PhD students



Division of Researcher staff's time:

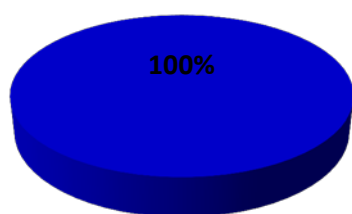


Number of publications in accredited journals last year: 271 (32 per 100 researchers)



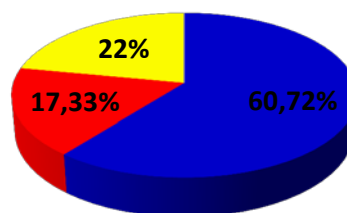
Funding:

PhD students funding - CPUT



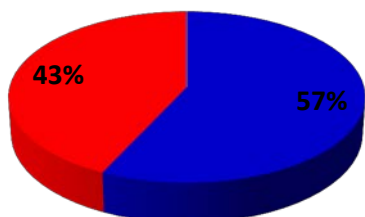
■ Fully funded

Partners' Average



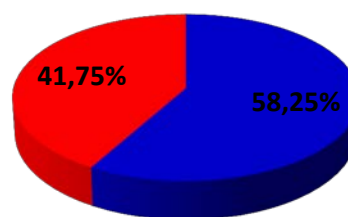
■ Fully funded
■ Partially funded
■ Not funded

CPUT



■ PhD students funded for their mobility abroad
■ PhD students not funded for their mobility

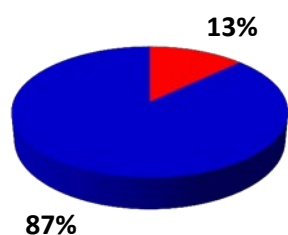
Partners' Average



■ PhD funded for their mobility abroad
■ PhD students not funded for their mobility

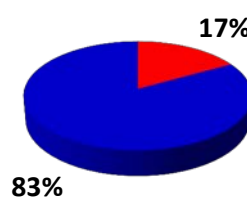
International Profile:

CPUT

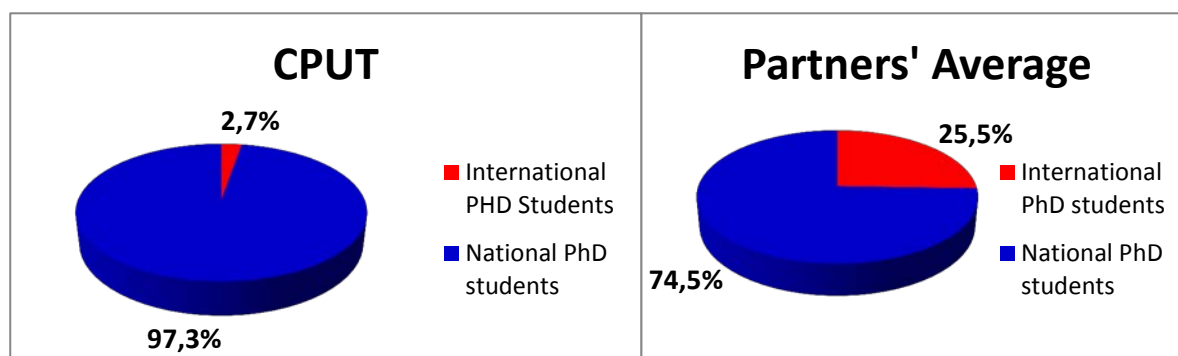


■ International Researcher
■ National Researcher

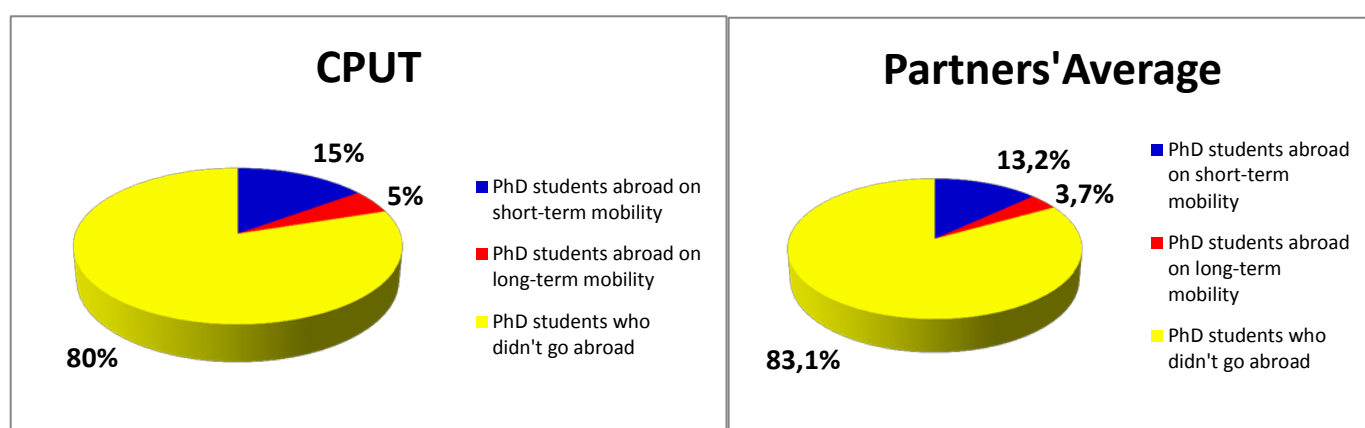
Partners' Average



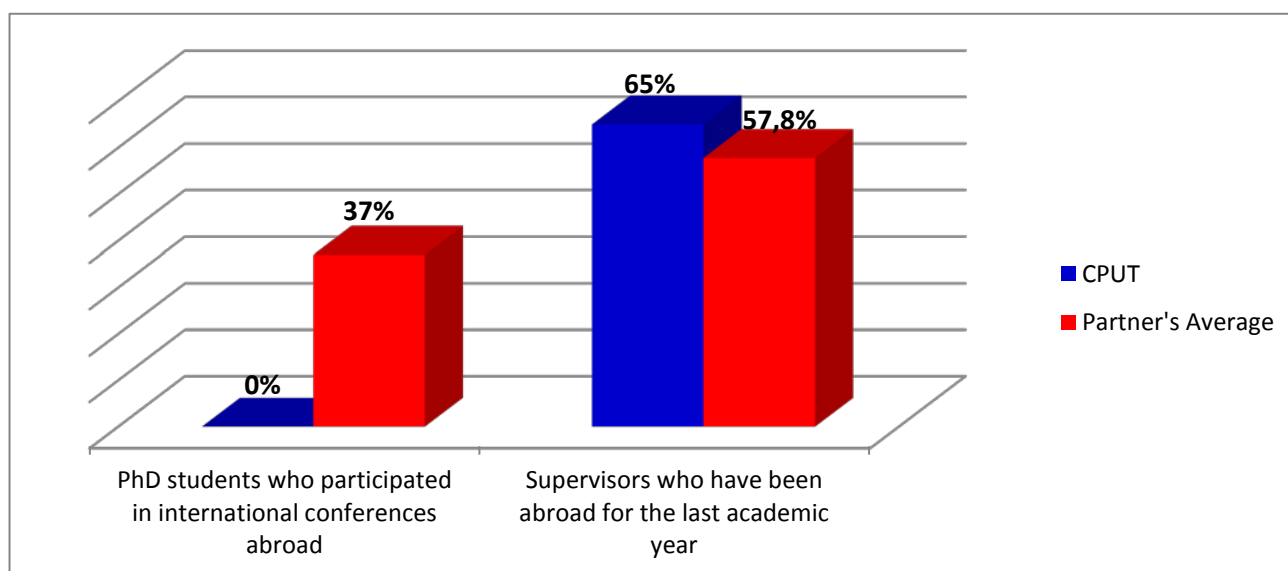
■ International Researcher
■ National Researcher



For CPUT international PhD students are mostly from other African countries.



*Long term mobility is considered to be more than 3 months.
These numbers were gathered considering all of the mobility
PhD students participated in for the whole length of their PhD.*



CPUT did not document the % of PhD students who participated in international conferences abroad.

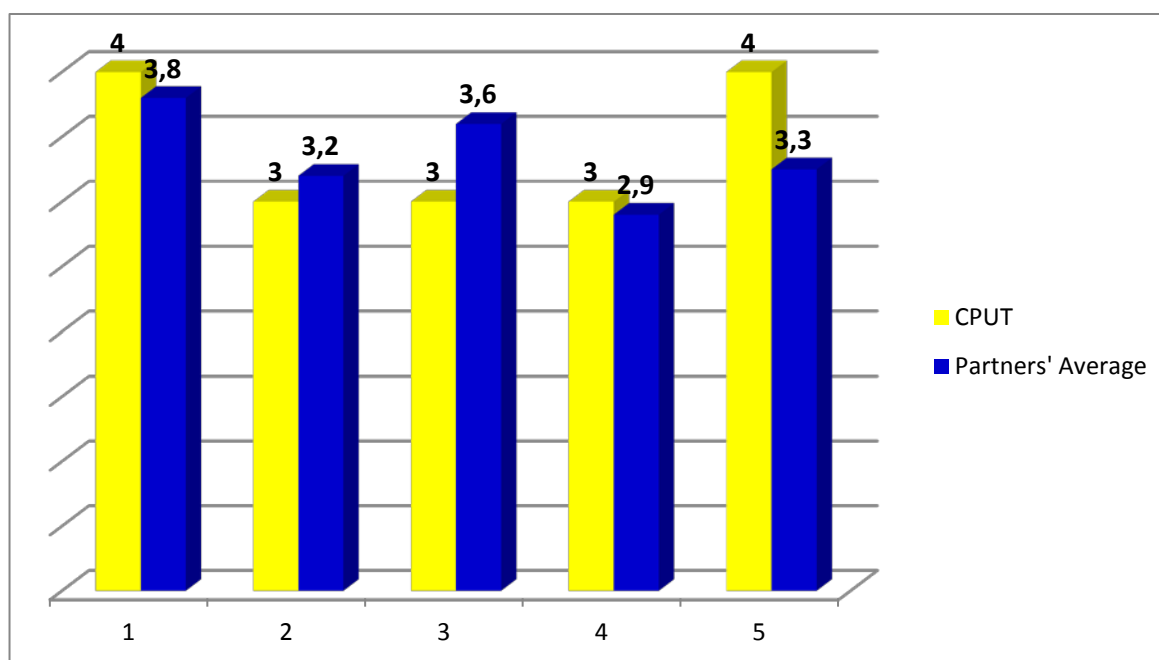


Number of International University Network: 50 while the partners average is of 24

Institutional Framework:

- Structure that drives internationalization YES ☒ NO ☐
- Structure that manages PhD studies YES ☒ NO ☐
- Office dedicated to researching external funding sources YES ☒ NO ☐
- Dedicated office that deals with internationalization YES ☒ NO ☐

Self-evaluation of their institutional framework (from 0 to 5):



1: Internal Quality Assurance System

2: Capacity to facilitate internationalization of PhD studies

3: Capacity to cope with tasks related to internationalization

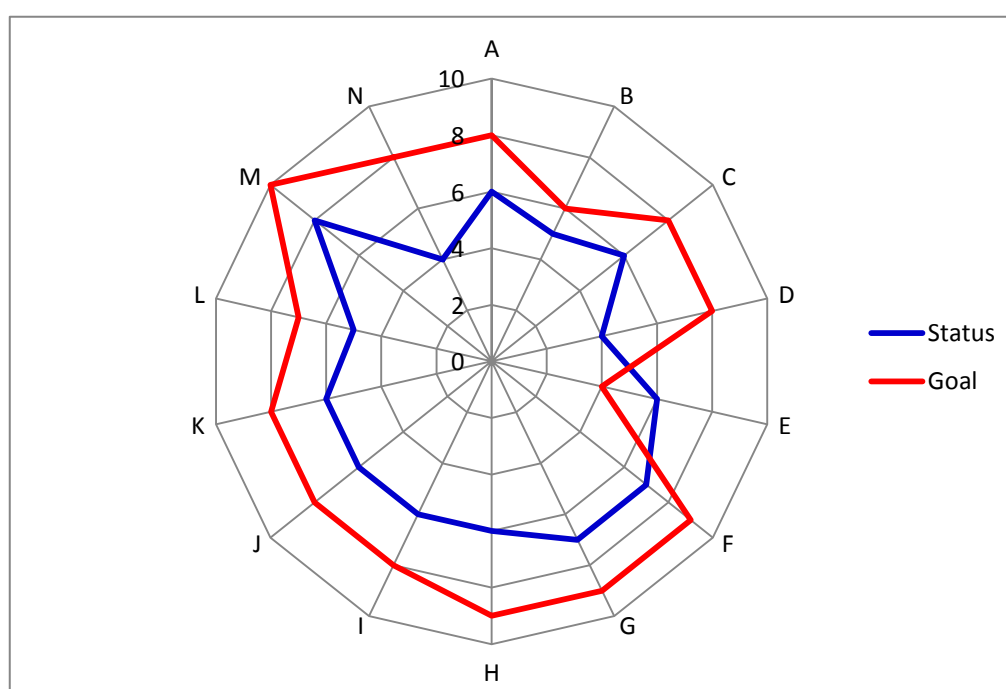
4: National regulations facilitating internationalization

5: Availability of Funding for mobility of doctoral candidates



FRINDOC Graphic:

The Framework for Internationalization of Doctoral Education (FRINDOC) project aimed at providing a comprehensive overview of good practices and valuable experiences for universities. The questionnaire was for universities to self-evaluate themselves; this tool should function as a comprehensive strategic tool for planning, promoting and supporting mobility in doctoral programs enabling universities to attain a united picture of strategic goals, capacity and possibilities to implement the right structures for their particular profile.



- A: Staff Capacity for research and supervision***
- B: Research output***
- C: External funding for research***
- D: Funding for doctoral candidates' stipends/wages***
- E: International engagement of the university***
- F: International profile of staff***
- G: International profile of doctoral candidates***
- H: Quality assurance system***
- I: Management capacity***
- J: Operational capacity***
- K: National legal and administrative framework***
- L: Doctoral candidates' mobility***
- M: Staff mobility***
- N: Funding for mobility***



YEBO!



**INTERNATIONALIZATION
OF DOCTORAL STUDIES
IN SOUTH AFRICA**

This publication has been produced under the Erasmus+ Programme of the European Union.



Co-funded by the Erasmus+ Programme of the European Union

Project:

CAPACITY BUILDING HIGHER EDUCATION (CBHE)
(585697-EPP-1-2017-1-FR-EPPKA2-CBHE-JP)

Programme:

ERASMUS PLUS, ACTION KA2: CAPACITY BUILDING

<http://yebo.edu.umontpellier.fr/>





Report: State of the art of the PhD Internationalization Activity (May 2018)

Institution: University of the Western Cape

Country: South Africa

Number of students: 22366

Number of postgraduate: 1023

Number of Researchers: 39 per 100 PhD students

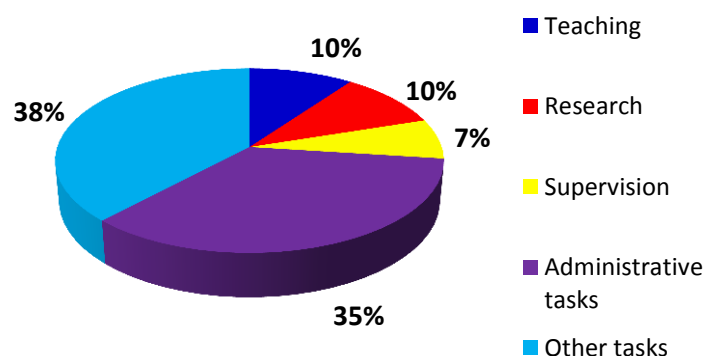
Number of Supervisors: 36 per 100 PhD students



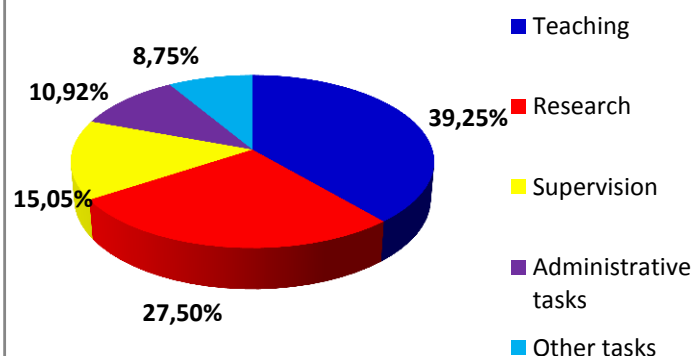
**UNIVERSITY of the
WESTERN CAPE**

Division of Researcher staff's time:

UWC



Partners' Average



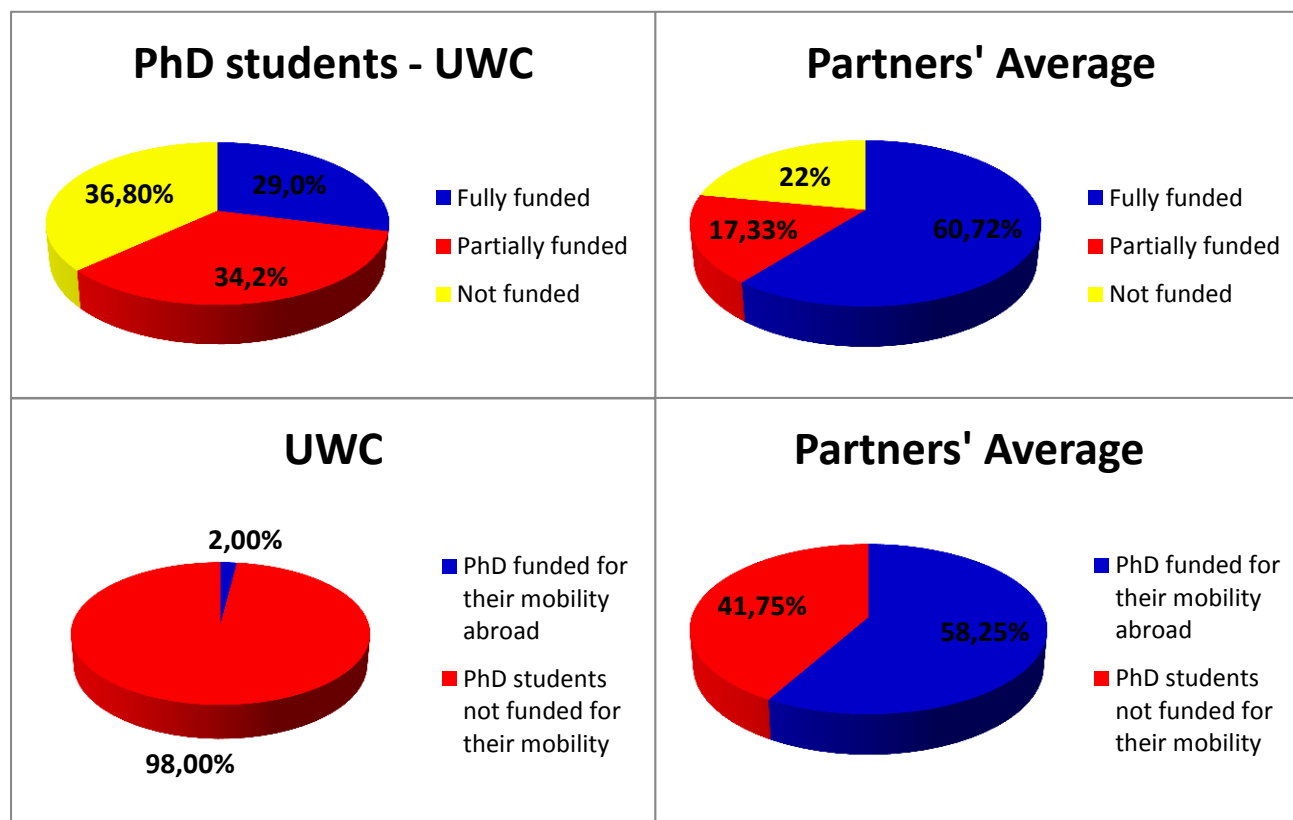
Time spent on international activities



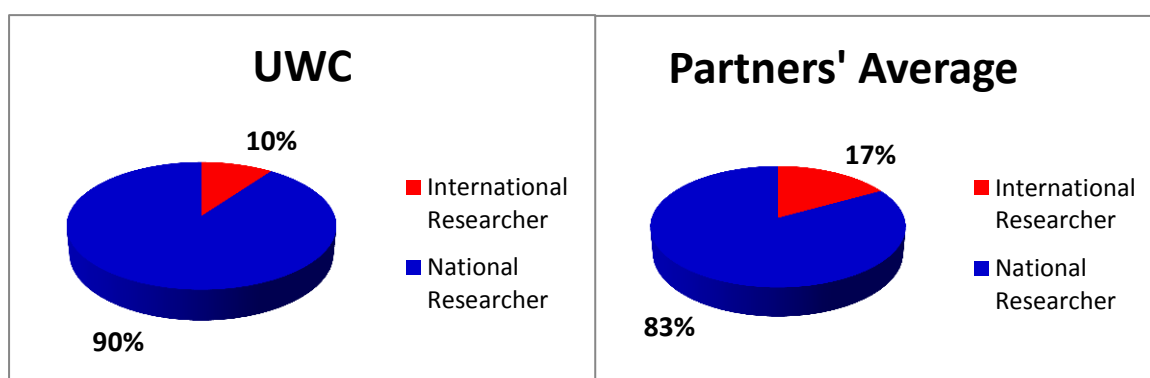
Number of publications in accredited journals last year: 552 (138 per 100 researchers)



Funding:

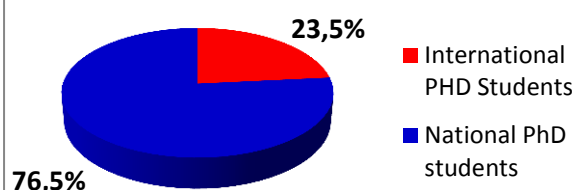


International Profile:

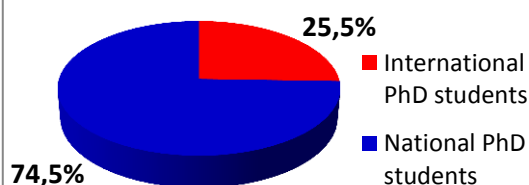




UWC

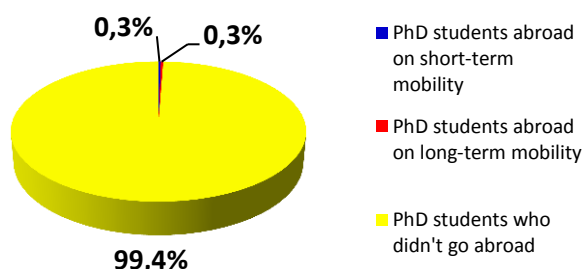


Partners' Average

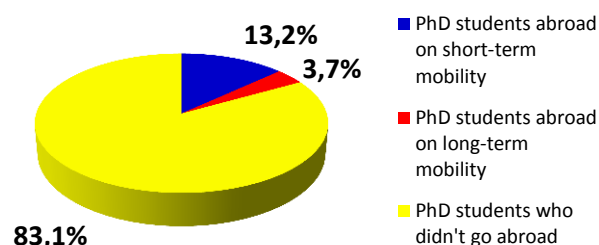


For UWC international PhD students are mostly from other African countries.

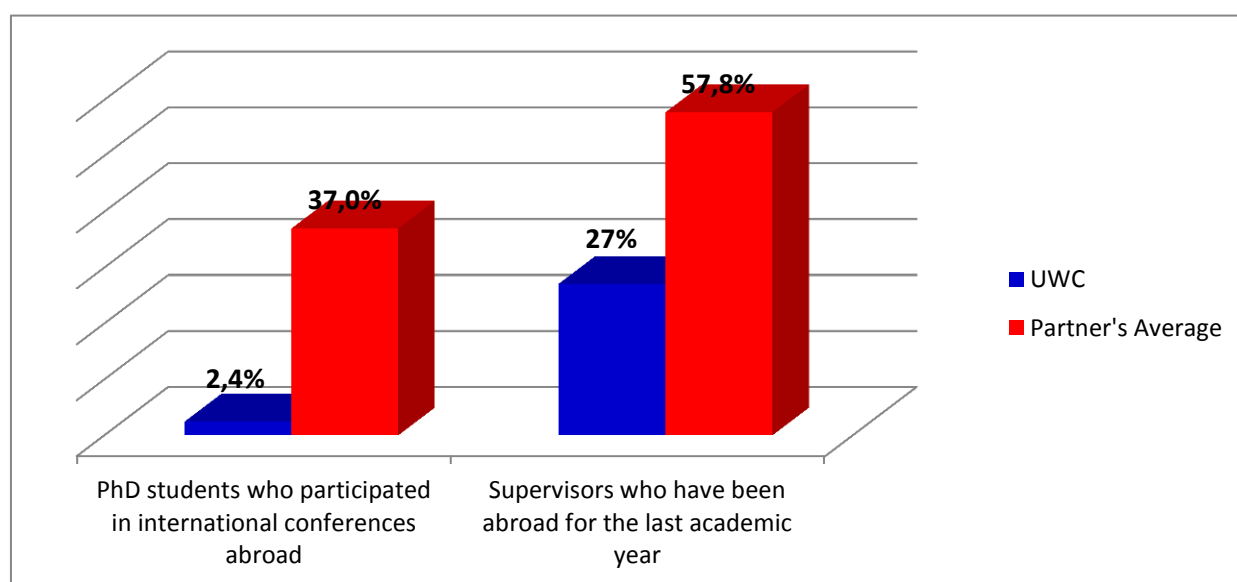
UWC



Partners' Average



*Long term mobility is considered to be more than 3 months.
These numbers were gathered considering all of the mobility
PhD students participated in for the whole length of their PhD.*



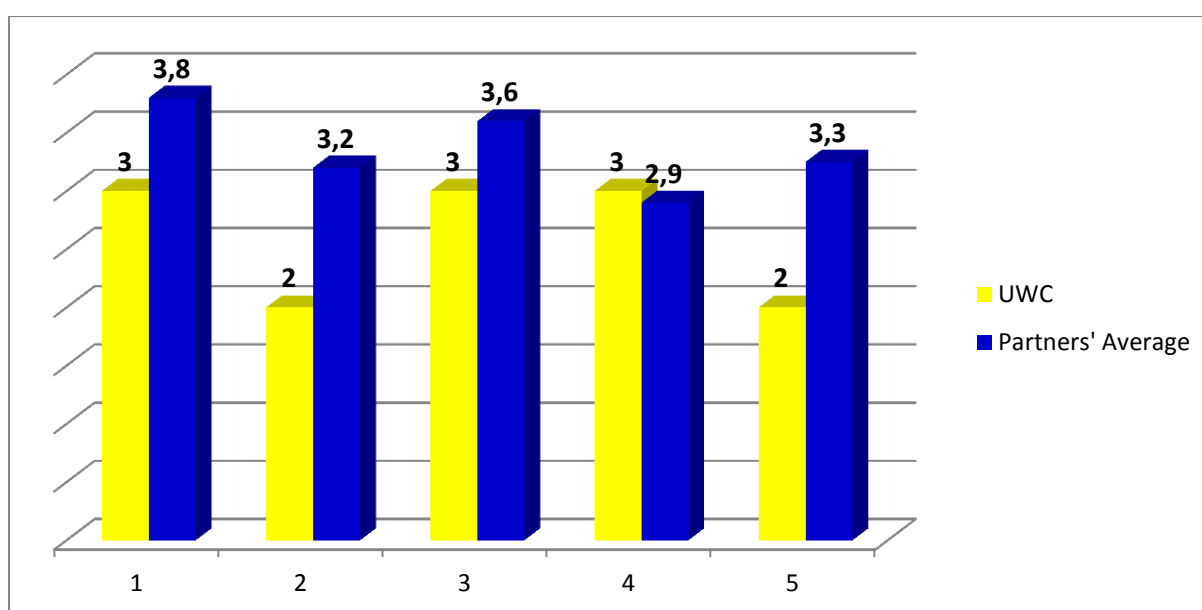
Number of International University Network: 80 while the partners average is of 24



Institutional Framework:

- Structure that drives internationalization YES ☒ NO ☐
- Structure that manages PhD studies YES ☐ NO ☒
- Office dedicated to researching external funding sources YES ☐ NO ☒
- Dedicated office that deals with internationalization YES ☒ NO ☐

Self-evaluation of their institutional framework (from 0 to 5):



1: Internal Quality Assurance System

2: Capacity to facilitate internationalization of PhD studies

3: Capacity to cope with tasks related to internationalization

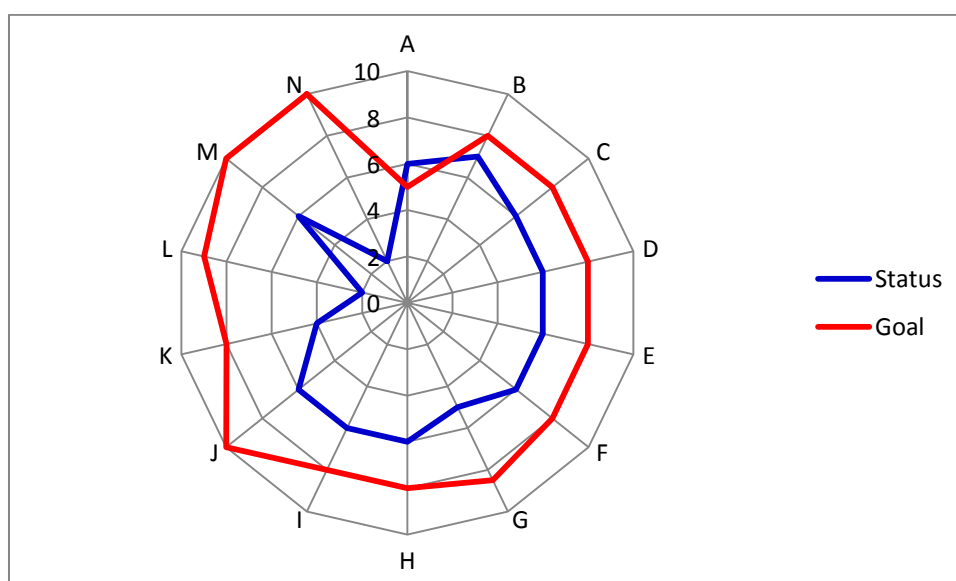
4: National regulations facilitating internationalization

5: Availability of Funding for mobility of doctoral candidates



FRINDOC Graphic:

The Framework for Internationalization of Doctoral Education (FRINDOC) project aimed at providing a comprehensive overview of good practices and valuable experiences for universities. The questionnaire was for universities to self-evaluate themselves; this tool should function as a comprehensive strategic tool for planning, promoting and supporting mobility in doctoral programs enabling universities to attain a united picture of strategic goals, capacity and possibilities to implement the right structures for their particular profile.



- A: Staff Capacity for research and supervision***
- B: Research output***
- C: External funding for research***
- D: Funding for doctoral candidates' stipends/wages***
- E: International engagement of the university***
- F: International profile of staff***
- G: International profile of doctoral candidates***
- H: Quality assurance system***
- I: Management capacity***
- J: Operational capacity***
- K: National legal and administrative framework***
- L: Doctoral candidates' mobility***
- M: Staff mobility***
- N: Funding for mobility***



YEBO!



INTERNATIONALIZATION
OF DOCTORAL STUDIES
IN SOUTH AFRICA

This publication has been produced under the Erasmus+ Programme of the European Union.



Co-funded by the Erasmus+ Programme of the European Union

Project:

CAPACITY BUILDING HIGHER EDUCATION (CBHE)
(585697-EPP-1-2017-1-FR-EPPKA2-CBHE-JP)

Programme:

ERASMUS PLUS, ACTION KA2: CAPACITY BUILDING

<http://yebo.edu.umontpellier.fr/>

